



1.3.1: Institution integrates crosscutting issues relevant to Professional Ethics, Gender, Human Values, Environment and Sustainability into the Curriculum

The list of courses in each programme which address the Professional Ethics, Gender, Human Values, Environment and Sustainability into the Curriculum is as given below.

Electronics and Telecommunication Engineering

Sr. No.	Course Code	Course Name
1	204190	Audit Course 3
2	204201	Audit Course 4
3	204200	Project Based Learning II
4	304191A	Audit Course 5
5	304191B	Audit Course 6
6	404189	Audit Course 7

Computer Engineering

1	210250	Business Communication Skills
2	210246	Humanity and Social Science
3	210251	Audit Course 3
4	210260	Project Based Learning II
5	210259	Code of Conduct
6	210261	Audit Course 4
7	310250	Audit Course 5
8	310259	Audit Course 6
9	410249	Audit Course 7
10	410257	Audit Course 8

Mechanical Engineering

1	202046	Audit Course 3
2	202053	Audit Course 4
3	202052	Project Based Learning II
4	302048	Audit Course 5
5	302056	Audit Course 6

Electrical Engineering

1	203152A	Audit Course 3
2	203153	Audit Course 4
3	203152	Project Based Learning II
4	303147	Audit Course 5
5	303153	Audit Course 6

Savitribai Phule Pune University Second Year of Electronics / E & Tc Engineering (2019 Course) 204190: Mandatory Audit Course - 3		
Teaching Scheme:	Credit	Examination Scheme:
--	--	--

List of Courses to be opted (Any one) under Mandatory Audit Course 3

- Technical English For Engineers
- Ecology and Environment
- Ecology and Society
- German I
- Science, Technology and Society
- Introduction to Japanese Language and Culture

GUIDELINES FOR CONDUCTION OF AUDIT COURSE

In addition to credits courses, it is mandatory that there should be audit course (non-credit course) from second year of Engineering. The student will be awarded grade as AP on successful completion of audit course. The student may opt for two of the audit courses (One in each semester). Such audit courses can help the student to get awareness of different issues which make impact on human lives and enhance their skill sets to improve their employability. List of audit courses offered in the semester is provided in the curriculum. Student can choose one of the audit course from list of courses mentioned. Evaluation of audit course will be done at institute level.

The student registered for audit course shall be awarded the grade AP and shall be included such grade in the Semester grade report for that course, provided student has the minimum attendance as prescribed by the Savitribai Phule Pune University and satisfactory in-semester performance and secured a passing grade in that audit course. No grade points are associated with this 'AP' grade and performance in these courses is not accounted in the calculation of the performance indices SGPA and CGPA. Evaluation of audit course will be done at institute level itself.


 ICAS
 Raj. ...
 ...
 ...




 Principal
 R G COE, Karjule Harya.

Selecting an Audit Course:

Using NPTEL Platform:

NPTEL is an initiative by MHRD to enhance learning effectiveness in the field of technical education by developing curriculum based video courses and web based e-courses. The details of NPTEL courses are available on its official website www.nptel.ac.in

- Student can select any one of the courses mentioned above and has to register for the corresponding online course available on the NPTEL platform as an Audit course.
- Once the course is completed the student can appear for the examination as per the guidelines on the NPTEL portal.
- After clearing the examination successfully; student will be awarded with certificate.

Assessment of an Audit Course:

- The assessment of the course will be done at the institute level. The institute has to maintain the record of the various audit courses opted by the students. The audit course opted by the students could be interdisciplinary.
- During the course students will be submitting the online assignments. A copy of same students can submit as a part of term work for the corresponding Audit course.
- On the satisfactory submission of assignments, the institute can mark as "Present" and the student will be awarded the grade AP on the marksheet.


IQ/COE-charge
Rajiv Gandhi College of Engineering
Karjule Haryana, Tal. Panna
Dist. Ahimsanagar-414004




Principal
R G COE, Karjule Haryana.

Savitribai Phule Pune University		
Second Year of Electronics/E & Tc Engineering (2019 Course)		
204201: Mandatory Audit Course - 4		
Teaching Scheme:	Credit	Examination Scheme:
--	--	--

List of Courses to be opted (Any one) under Mandatory Audit Course 4

- Enhancing Soft Skills and Personality
- Language & Mind
- Emotional Intelligence
- German II
- Human Behaviour
- Speaking Effectively

GUIDELINES FOR CONDUCTION OF AUDIT COURSE

In addition to credits courses, it is mandatory that there should be audit course (non-credit course) from second year of Engineering. The student will be awarded grade as AP on successful completion of audit course. The student may opt for two of the audit courses (One in each semester). Such audit courses can help the student to get awareness of different issues which make impact on human lives and enhance their skill sets to improve their employability. List of audit courses offered in the semester is provided in the curriculum. Student can choose one of the audit course from list of courses mentioned. Evaluation of audit course will be done at institute level.

The student registered for audit course shall be awarded the grade AP and shall be included such grade in the Semester grade report for that course, provided student has the minimum attendance as prescribed by the Savitribai Phule Pune University and satisfactory in-semester performance and secured a passing grade in that audit course. No grade points are associated with this 'AP' grade and performance in these courses is not accounted in the calculation of the performance indices SGPA and CGPA. Evaluation of audit course will be done at institute level itself.

[Handwritten Signature]
 IQS change
 Rajiv Gandhi Institute of Technology
 Karjule Harya, Tel. No. 22222222
 Dist. Ahmednagar-414004



[Handwritten Signature]
 Principal
 R G COE, Karjule Harya.

Selecting an Audit Course:

Using NPTEL Platform:

NPTEL is an initiative by MHRD to enhance learning effectiveness in the field of technical education by developing curriculum based video courses and web based e-courses. The details of NPTEL courses are available on its official website www.nptel.ac.in

- Student can select any one of the courses mentioned above and has to register for the corresponding online course available on the NPTEL platform as an Audit course.
- Once the course is completed the student can appear for the examination as per the guidelines on the NPTEL portal.
- After clearing the examination successfully; student will be awarded with certificate.

Assessment of an Audit Course:

- The assessment of the course will be done at the institute level. The institute has to maintain the record of the various audit courses opted by the students. The audit course opted by the students could be interdisciplinary.
- During the course students will be submitting the online assignments. A copy of same students can submit as a part of term work for the corresponding Audit course.
- On the satisfactory submission of assignments, the institute can mark as "Present" and the student will be awarded the grade AP on the marksheet.


In-charge
Rajiv Gandhi College of Engineering
Karjule Harva, Tal. Pernar
Dist. Ahmednagar-414201




Principal
R G COE, Karjule Harva.

Savitribai Phule Pune University

Second Year of Electronics / E & Tc Engineering (2019 Course)

204200: Project Based Learning

Teaching Scheme:	Credit	Examination Scheme:
Practical: 04 hrs. / week	02	Term Work: 50 Marks


Preamble:

The main stream engineering education follows traditional classroom teaching, in which the major focus is mainly on the lecturer and the student has very little (if any) choice on the learning process. However rapid development in engineering and technology requires adopting a teaching approach that would assist students not only in developing a core set of industry relevant skills, but also enable them to adapt to changes in their professional career.


PBL is an approach to design Electronic Systems Curricula for making electronics more appealing to students. Since electronics is an important grounding for other disciplines (computer science, signal processing, and communications), this approach proposes the development of multidisciplinary projects using the PBL strategy for increasing the attractiveness of the curriculum. Promoting electronics as grounding for other disciplines can be done by defining a new curriculum that includes practical courses (laboratories) in which the students develop whole systems involving multidisciplinary knowledge.

Course Objectives: On completion of the course, learner will be able to -

- To emphasize project based learning activities that are long-term, interdisciplinary and student-centric.
- To inculcate independent and group learning by solving real world problem with the help of available resources.
- To be able to develop application based on the fundamentals of electronics and communication engineering by possibly the integration of previously acquired knowledge.
- To get practical experience in all steps in the life cycle of the development of electronic systems: specification, design, implementation, and testing.
- To be able to select and utilize appropriate hardware and software tools to design and analyze the proposed system.
- To provide every student the opportunity to get involved either individually or as a group so as to develop team skills and learn professionalism.


In-charge
Raj: C. S. W. College of Engineering
Karjule Harya, Tal. Parner
Dist. Ahmednagar-414004




Principal
R G COE, Karjule Harya.

Course Outcomes: On completion of the course, learner will be able to -

CO1: Identify the real-world problem (possibly of interdisciplinary nature) through a rigorous literature survey and formulate / set relevant aim and objectives.

CO2: Contribute to society through proposed solution by strictly following professional ethics and safety measures.

CO3: Propose a suitable solution based on the fundamentals of electronics and communication engineering by possibly the integration of previously acquired knowledge.

CO4: Analyze the results and arrive at valid conclusion.

CO5: Use of technology in proposed work and demonstrate learning in oral and written form.

CO6: Develop ability to work as an individual and as a team member.

Group Structure:

Working in supervisor/mentor –monitored groups. The students plan, manage and complete a task/project/activity which addresses the stated problem.

1. Create groups of 5 (five) to 6 (six) students in each class

Project Selection:

Survey through journals, patents or field visit (A problem can be theoretical, practical, social, technical, symbolic, cultural and/or scientific), check the feasibility of solution, analyze the problem, design and find the values of components.

There are no commonly shared criteria for what constitutes an acceptable project. Projects vary greatly in the depth of the questions explored, the clarity of the learning goals, the content and structure of the activity.

The problem-based project oriented model for learning is recommended. The model begins with the identifying of a problem, often growing out of a question or “wondering”. This formulated problem then stands as the starting point for learning. A problem can be theoretical, practical, social, technical, symbolic, cultural and/or scientific and grows out of students’ wondering within different disciplines and professional environments. As stated in the preamble as electronics is an important grounding for other disciplines (computer science, signal processing, and communications), the project topic can be Interdisciplinary in nature. However the chosen problem must involve the application of electronics and communication engineering fundamentals. Out of the total developed system setup, the project must involve minimum 40% electronic components. Although in a genuine case 100% software based project topic may be allowed.

IQAC
Rajiv Gandhi College of Engineering
Karjule Haryana, Tal. Parnar
Dist. Ahmednagar-414304




Principal
R G COE, Karjule Haryana.

Ethical Practices, team work and project management:

Use IEEE standards for project manufacturing, respect the time of others, attend the reviews, poster presentation and model exhibitions, strictly follow the deadline of project completion, comply with all legislation requirements that govern workplace health and safety practices.

Effective Documentation:

In order to make our engineering graduates capable to prepare effective documentation, it is required for the students to learn the effective writing skills. The PBL final report is expected to consist of the Literature Survey, Problem Statement, Aim and Objectives, System Block Diagram, System Implementation Details, Discussion and Analysis of Results, Conclusion, System Limitations and Future Scope. Many freely available software tools (for instance Medley (Elsevier), Grammarly) are expected to be used during the preparation of PBL synopsis and final report. It is expected that the PBL guides/mentors shall teach students about utilizing valid sources of information (such as reference papers, books, magazines, etc) related to their PBL topic.


Evaluation & Continuous Assessment:

The institution/head/mentor is committed to assessing and evaluating both student performance and program effectiveness. Progress of PBL is monitored regularly on weekly basis. Weekly review of the work is necessary. During process of monitoring and continuous assessment and evaluation the individual and team performance is to be measured. PBL is monitored and continuous assessment is done by supervisor /mentor and authorities. Students must maintain an institutional culture of authentic collaboration, self-motivation, peer-learning and personal responsibility. The institution/department should support students in this regard through guidance/orientation programs and the provision of appropriate resources and services. Supervisor/mentor and Students must actively participate in assessment and evaluation processes.

It is recommended that the all activities are required to be recorded and regularly. A regular assessment of PBL work is required to be maintained at the department in PBL log book by students. It is expected that the PBL log book must include following:

1. Weekly monitoring by the PBL guide,
2. Assessment sheet for PBL work review by PBL guide and PBL Evaluation Committee (PEC).

The PEC structure shall consist of Head of the department, 1/2 senior faculties of the department and one industry expert (optional). Continuous Assessment Sheet (CAS) is to be maintained by the department.


HOD In-charge
Rajiv Gandhi College of Engineering
Karjule Hary, Tal. Pomer
Dist. Ahmednagar-414304




Principal
R G COE, Karjule Harya.

Recommended parameters for assessment, evaluation and weightage:

1. Idea Inception (kind of survey). (10%)
2. Outcome (Participation/ publication, copyright, patent, product in market). (50%)
3. Documentation (Gathering requirements, design & modeling, implementation/execution, use of technology and final report, other documents). (15%)
4. Attended reviews, poster presentation and model exhibition. (10%)
5. Demonstration (Poster Presentation, Model Exhibition etc). (10%).
6. Awareness /Consideration of - Environment/ Social /Ethics/ Safety measures/Legal aspects. (5%)


Learning Resources

Reference Books / Research Articles:

1. John Larmer, John R. Mergendoller, and Suzie Boss, "Setting the Standard for Project Based Learning".
2. John Larmer and Suzie Boss, "Project Based Teaching: How to Create Rigorous and Engaging Learning Experiences".
3. Erin M. Murphy and Ross Cooper, "Hacking Project Based Learning: 10 Easy Steps to PBL and Inquiry". M. Krašna, "Project based learning (PBL) in the teachers' education,"39th International Convention on Information and Communication Technology, Electronics and Microelectronics (MIPRO), Opatija, 2016, pp. 852-856, doi: 10.1109/MIPRO.2016.7522258.
4. J. Macias- Guarasa, J.M. Montero, R. San-Segundo, A. Araujo and O. Nieto-Taladriz, "A project based learning approach to design electronic systems curricula", IEEE transactions on Education, vol.49, no. 3, pp. 389-397, Aug. 2006, doi: 10.1109/TE.2006.879784

Web resources:

- Project-Based Learning, Edutopia, March 14, 2016.
- What is PBL? Buck Institute for Education.
- www.howstuffworks.com
- www.wikipedia.org


IQAC In-charge
Rajwade Sanshodhan Mandal, P. O. No. 10,
Karjule Haryana, Tal. Palner
Dist. Ahmednagar-414304




Principal
R G COE, Karjule Haryana.

Savitribai Phule Pune University		
Third Year of E & Tc Engineering (2019 Course)		
304191 (A): Mandatory Audit Course - 5		
Teaching Scheme:	Credit	Examination Scheme:
--	--	--

List of Courses to be opted (Any one) under Mandatory Audit Course 5

- Developing Soft skills and Personality
- Entrepreneurship and IP Strategy
- Urbanization and Environment
- Environmental & Resource Economics
- Environment and Development
- Globalization and Culture

GUIDELINES FOR CONDUCTION OF AUDIT COURSE

In addition to credits courses, it is mandatory that there should be audit course (non-credit course) from second year of Engineering. The student will be awarded grade as AP on successful completion of audit course. The student may opt for two of the audit courses (One in each semester). Such audit courses can help the student to get awareness of different issues which make impact on human lives and enhance their skill sets to improve their employability. List of audit courses offered in the semester is provided in the curriculum. Student can choose one of the audit course from list of courses mentioned. Evaluation of audit course will be done at institute level.

The student registered for audit course shall be awarded the grade AP and shall be included such grade in the Semester grade report for that course, provided student has the minimum attendance as prescribed by the Savitribai Phule Pune University and satisfactory in-semester performance and secured a passing grade in that audit course. No grade points are associated with this 'AP' grade and performance in these courses is not accounted in the calculation of the performance indices SGPA and CGPA. Evaluation of audit course will be done at institute level itself.

IQAC In-charge
 Rajiv Gandhi College of Engg. & Tech.
 Karjule Haryana, Tal. Parner
 Dist. Ahmednagar-414304



Principal
R G COE, Karjule Haryana.

Selecting an Audit Course:


Using NPTEL Platform:

NPTEL is an initiative by MHRD to enhance learning effectiveness in the field of technical education by developing curriculum based video courses and web based e-courses. The details of NPTEL courses are available on its official website www.nptel.ac.in

- Student can select any one of the courses mentioned above and has to register for the corresponding online course available on the NPTEL platform as an Audit course.
- Once the course is completed the student can appear for the examination as per the guidelines on the NPTEL portal.
- After clearing the examination successfully; student will be awarded with certificate.

Assessment of an Audit Course:

- The assessment of the course will be done at the institute level. The institute has to maintain the record of the various audit courses opted by the students. The audit course opted by the students could be interdisciplinary.
- During the course students will be submitting the online assignments. A copy of same students can submit as a part of term work for the corresponding Audit course.
- On the satisfactory submission of assignments, the institute can mark as "Present" and the student will be awarded the grade AP on the marksheet.


IQAC In-charge
Rajiv Gandhi College of Engineering
Karjule Haryana, Tal. Parner
Dist. Ahmednagar-414304




Principal
R G COE, Karjule Haryana

Savitribai Phule Pune University		
Third Year of E & Tc Engineering (2019 Course)		
304191 (B): Mandatory Audit Course - 6		
Teaching Scheme:	Credit	Examination Scheme:
--	--	--

List of Courses to be opted (Any one) under Mandatory Audit Course 6


- Patent Law for Engineers and Scientists
- English language for competitive exams
- Energy Resources, Economics and Environment
- Principles of Human Resource Management
- Six Sigma
- Non-Conventional Energy Resources

GUIDELINES FOR CONDUCTION OF AUDIT COURSE

In addition to credits courses, it is mandatory that there should be audit course (non-credit course) from second year of Engineering. The student will be awarded grade as AP on successful completion of audit course. The student may opt for two of the audit courses (One in each semester). Such audit courses can help the student to get awareness of different issues which make impact on human lives and enhance their skill sets to improve their employability. List of audit courses offered in the semester is provided in the curriculum. Student can choose one of the audit course from list of courses mentioned. Evaluation of audit course will be done at institute level.

The student registered for audit course shall be awarded the grade AP and shall be included such grade in the Semester grade report for that course, provided student has the minimum attendance as prescribed by the Savitribai Phule Pune University and satisfactory in-semester performance and secured a passing grade in that audit course. No grade points are associated with this 'AP' grade and performance in these courses is not accounted in the

ICAC In-charge
 Rajy. Coll. of Engg. Karjule Harya, Tal. Pamer
 Dist. Ahmednagar-414304



Principal
R G COE, Karjule Harya.

calculation of the performance indices SGPA and CGPA. Evaluation of audit course will be done at institute level itself.

Selecting an Audit Course:

Using NPTEL Platform:

NPTEL is an initiative by MHRD to enhance learning effectiveness in the field of technical education by developing curriculum based video courses and web based e-courses. The details of NPTEL courses are available on its official website www.nptel.ac.in

- Student can select any one of the courses mentioned above and has to register for the corresponding online course available on the NPTEL platform as an Audit course.
- Once the course is completed the student can appear for the examination as per the guidelines on the NPTEL portal.
- After clearing the examination successfully; student will be awarded with certificate.

Assessment of an Audit Course:

- The assessment of the course will be done at the institute level. The institute has to maintain the record of the various audit courses opted by the students. The audit course opted by the students could be interdisciplinary.
- During the course students will be submitting the online assignments. A copy of same students can submit as a part of term work for the corresponding Audit course.
- On the satisfactory submission of assignments, the institute can mark as "Present" and the student will be awarded the grade AP on the marksheet.


In-charge
Rajiv Gandhi College of Engineering,
Karjule Harya, Tal. Pernar
Dist. Ahmednagar-414304




Principal
R G COE, Karjule Harya,

Savitribai Phule Pune University
Fourth Year of E & Tc Engineering (2019 Course)
404189: Mandatory Audit Course - 7

Teaching Scheme:	Credit	Examination Scheme:
--	--	--

GUIDELINES FOR CONDUCTION OF AUDIT COURSE

In addition to credits courses, it is mandatory that there should be audit course (non-credit course) from second year of Engineering. The student will be awarded grade as AP on successful completion of audit course. The student may opt for two of the audit courses (One in each semester). Such audit courses can help the student to get awareness of different issues which make impact on human lives and enhance their skill sets to improve their employability. List of audit courses offered in the semester is provided in the curriculum. Student can choose one of the audit course from list of courses mentioned. Evaluation of audit course will be done at institute level.

The student registered for audit course shall be awarded the grade AP and shall be included such grade in the Semester grade report for that course, provided student has the minimum attendance as prescribed by the Savitribai Phule Pune University and satisfactory in-semester performance and secured a passing grade in that audit course. No grade points are associated with this 'AP' grade and performance in these courses is not accounted in the calculation of the performance indices SGPA and CGPA. Evaluation of audit course will be done at institute level itself.


Selecting an Audit Course:

Using NPTEL Platform:

NPTEL is an initiative by MHRD to enhance learning effectiveness in the field of technical education by developing curriculum based video courses and web based e-courses. The details of NPTEL courses are available on its official website www.nptel.ac.in

- Student can select any one of the courses mentioned above and has to register for the corresponding online course available on the NPTEL platform as an Audit course.
- Once the course is completed the student can appear for the examination as per the guidelines on the NPTEL portal.

IQAC In-charge
 Rajiv Gandhi College
 Karjule Harji, Tal. Parnar
 Dist. Ahmednagar-414004




Principal
R G CCE, Karjule Har

- After clearing the examination successfully; student will be awarded with certificate.

Assessment of an Audit Course:

- The assessment of the course will be done at the institute level. The institute has to maintain the record of the various audit courses opted by the students. The audit course opted by the students could be interdisciplinary.
- During the course students will be submitting the online assignments. A copy of same students can submit as a part of term work for the corresponding Audit course.
- On the satisfactory submission of assignments, the institute can mark as "Present" and the student will be awarded the grade AP on the marksheet.


IQAC in charge
Rajiv Gandhi College of Engineering
Karjule Harya, Tal. Pamer
Dist. Ahmednagar-414304




Principal
R G COE, Karjule Harya.



Savitribai Phule Pune University Second Year of Computer Engineering (2019 Course) 210250: Business Communication Skills Laboratory		
Teaching Scheme: PR: 02 Hours/Week	Credit 01	Examination Scheme: TW: 25 Marks
Guidelines for Instructor's Manual		
The instructor's manual is to be developed as a hands-on resource and reference. The instructor's manual needs to include prologue (about University/program/ institute/ department/foreword/preface), University syllabus, conduction & Assessment guidelines, topics under consideration concept objectives, outcomes, guidelines, references.		
Guidelines for Student's Laboratory Journal and Guidelines for Laboratory /TW Assessment		
The student must prepare the journal in the form of report elaborating the activities performed in the lab. Continuous assessment of laboratory work is to be done based on overall performance and Laboratory assignments performance of student. Each Laboratory assignment assessment will assign grade/marks based on parameters with appropriate weightage. Suggested parameters for overall assessment as well as each Laboratory assignment assessment include- timely completion, performance, punctuality, neatness, enthusiasm, participation and contribution in various activities-SWOT analysis, presentations, team activity, event management, group discussion, Group exercises and interpersonal skills and similar other activities/assignments.		
Guidelines for Laboratory Conduction		
The instructor may frame assignments to enhance skills supporting career aspects. Multiple set of activity based assignments can be prepared and distributed among batches. Every student must be given adequate opportunity to participate actively in each activity. An exercise can be designed to allow multiple skills exposure for example a group task encouraging discussions, team building, value sharing, leadership and role play all at the same time.		
Suggested List of Laboratory Experiments/Assignments		
Sr. No.	Suggested List of Laboratory Experiments/Assignments	
1	SWOT analysis The students should be made aware of their goals, strengths and weaknesses, attitude, moral values, self-confidence, etiquettes, non-verbal skills, achievements. through this activity. SWOT Analysis, Confidence improvement, values, positive attitude, positive thinking and self-esteem. The concern teacher should prepare a questionnaire which evaluate students in all the above areas and make them aware about these aspects	
2	Personal & Career Goal setting – Short term & Long term The teacher should explain to them on how to set goals and provide template to write their short term and long term goals.	
3	Public Speaking Any one of the following activities may be conducted : 1. Prepared speech (Topics are given in advance, students get 10 minutes to prepare the speech and 5 minutes to deliver.) 2. Extempore speech (Students deliver speeches spontaneously for 5 minutes each on a given topic) 3. Story telling (Each student narrates a fictional or real life story for 5 minutes each) 4. Oral review (Each student orally presents a review on a story or a book read by them)	



Savitribai Phule Pune University Second Year of Computer Engineering (2019 Course) 210246: Humanity & Social Science		
Teaching Scheme:	Credit	Examination Scheme:
TH: 01 Hours/Week	00	Mid_Semester(TH): NA End_Semester(TH): NA
Prerequisite Courses, if any: No prerequisites required		
Companion Course, if any: NA		
Course Objectives: <ul style="list-style-type: none"> To facilitate Holistic growth ; To Educate about Contemporary ,National and International affairs; To bring awareness about the responsibility towards society. To give an insight about the emergence of Indian society and the relevance of Economics. 		
Course Outcomes: On completion of the course, learner will be able to– CO1: Aware of the various issues concerning humans and society. CO2: Aware about their responsibilities towards society. CO3: Sensitized about broader issues regarding the social, cultural, economic and human aspects, involved in social changes. CO4: Able to understand the nature of the individual and the relationship between self and the community. CO5: Able to understand major ideas, values, beliefs, and experiences that have shaped human history and cultures.		
Course Contents		
Preamble: As applied sciences, Engineering and Technology are meant to come up with effective solutions to social problems making it imperative that the present generation of engineers and technologists understand the society they live in. Studying the social sciences can provide individuals with crucial answers and observations that could certainly help in understanding of one's life which can alleviate social relations. A broad perspective of nationalistic thinking will provide the students with the ability to be socially conscientious, more resilient and open to building an inclusive society. Experiencing real-life situations and complex scenarios that arise in each situation will help the budding professions to contribute their skills and knowledge to helping people improve and understand their behaviour or psychological processes. Understanding how the world works begins with an understanding of oneself and gaining hands-on experience and/or thinking about human values and ethics will help trigger a sense of responsibility among the students and lead them to finding effective solutions.		
Course Structure: The tutorial sessions to be divided into 2 groups <ol style="list-style-type: none"> Interactive Sessions to be conducted in classroom Interactive Activities to be conducted Outside Classroom 		

Interactive Sessions to be conducted during Tutorial (in classroom)

1. PREPARED SPEECH ON CURRENT AFFAIRS
 - a. Purpose – Get students to stay abreast and invested in national current affairs
 - b. Method – Each student has to read an editorial from any national paper (English), find out more information on the topic and present it to the class; ending the session with his/her opinion on the matter
 - c. Outcome – Awareness of national state of affairs. Improve on oratory skills. Instil the thinking and contemplative skills and form non-judgemental opinions about an issue
2. UNDERSTANDING INDIA'S CULTURAL DIVERSITY
 - a. Purpose – Expose students to the intricacies of Indian cultural across various states
 - b. Method – Each student (or a small group of students in case the number of students is large) has to pick a state and come to the tutorial session prepared with a PPT that will showcase the demographic, sociographic and cultural information of that state
 - c. Outcome – Information about the beauty of Indian cultural diversity. Enhance exploratory skill, communication skills and learn how to present using technological tools
3. WRITING AN ARTICLE ON ANY SOCIAL ISSUE
 - a. Purpose – Highlight various social and cultural evil malevolence existing in our country and express one's opinion on how it can be changed
 - b. Method – Each student will have to write a 200 word essay on any of existing social malice that is prevalent in society. On evaluation, the top 5 essays can be displayed on the college wall magazine and rewarded if deemed appropriate
 - c. Outcome – Learn to raise one's voice against the wrong doings in communities. Build writing skills, improve language and gain knowledge about how to write an impactful essay
4. GROUP DISCUSSION ON COMMUNAL TOPIC
 - a. Purpose – Make students aware of the issues that are pertinent in a society and express a learned opinion about it
 - b. Method – Students in groups of 20 each will discuss a relevant and grave issue that is dogging the nation. Alternatively, topics from current affairs (National budget, democratic process, economical strengthening of the country).
 - c. Outcome – Develop group communication skills. Learn to speak up one's opinion in a forum. Cultivate the habit of presenting solution-driven arguments making them contributors in any team
5. QUIZ ON SOCIAL BEHAVIOUR
 - a. Purpose – Augment proper social etiquette among students and make them responsible citizens
 - b. Method – Conduct a quiz on traffic rules using audio-visual aids or using dumb charades where one student has to enact the traffic rule and the others have to guess that rule
 - c. Outcome – Grasp of various traffic rules and driving etiquette. Build verbal and non-verbal communication skills
6. SCREEN A MOVIE (FOCUS ON POSITIVITY AND POWER OF THE MIND)
 - a. Purpose – Expose students to introspective skills and try to develop a positive thinking in life
 - b. Method – Screen a movie / a documentary / a video that focuses on the power of the mind and how to create affirmations in one's life. At the end of the movie, students can be asked to express their opinions and write down what changes / improvements they plan to take in their choices thereafter. This can be followed by a guest lecture by expert/s or workshop
 - c. Outcome – Comprehend the areas of improvement within themselves. Understand the importance of staying positive and develop affirmations

7. QUIZ ON SOCIAL BEHAVIOUR

- a. Purpose – Augment proper social etiquette among students and make them responsible citizens
- b. Method – Conduct a quiz on traffic rules using audio-visual aids or using dumb charades where one student has to enact the traffic rule and the others have to guess that rule
- c. Outcome – Grasp of various traffic rules and driving etiquette. Build verbal and non-verbal communication skills

8. SCREEN A MOVIE (FOCUS ON POSITIVITY AND POWER OF THE MIND)

- a. Purpose – Expose students to introspective skills and try to develop a positive thinking in life
- b. Method – Screen a movie / a documentary / a video that focuses on the power of the mind and how to create affirmations in one's life. At the end of the movie, students can be asked to express their opinions and write down what changes / improvements they plan to take in their choices thereafter. This can be followed by a guest lecture by expert/s or workshop
- c. Outcome – Comprehend the areas of improvement within themselves. Understand the importance of staying positive and develop affirmations

9. DEBATE ON A TOPIC FROM SOCIAL SCIENCES

- a. Purpose – Educate students about various domains in social sciences and develop an interest towards gaining knowledge about these topics
- b. Method – Various topics from various domains of social sciences can be chosen and students in pairs can pick a topic and present their arguments for or against the topic. Time for each debate will be 10 minutes maximum
- c. Outcome – Recognize the significance of social sciences in our lives. Cultivate the habit to present forceful arguments while respecting the opponents perspective and enhance verbal skills.

Interactive Activities to be conducted during Tutorial (Outside Classroom)

1. WASTE MANAGEMENT & CLEAN CAMPUS

- a. Purpose: Create awareness among students about the significance of a clean environment and social responsibility to deter littering and segregate waste
- b. Method: Students (in groups) will be given charge of areas of campus and will be expected to clean that segment. Also, they will be entrusted with the responsibility to collect, separate waste and hand over to the housekeeping authority
- c. Outcome: Develop the habit to maintain cleanliness at home as well as learn to respect community areas at college or workplace. It will also encourage them become ambassadors among their peers to advocate protection of the environment

2. MAKING A VIDEO ON SOCIAL WASTAGES.

- a. Purpose: Instil among students a sense of responsibility towards judiciously using natural resources like water and electricity
- b. Method: Using their phones / hand-held devices, groups of students will make a 3 – 4 minute short film that will highlight irresponsible behaviour in terms of wastage of water, leaving lights, fans and other electrical appliances on when not in use, defacing public and campus property by scribbling on walls and common areas. They will make awareness for the same among students. The creative videos will be posted on the college website and social media as an encouragement
- c. Outcome: Conscientious behaviour towards saving public utility resources. Explore the use of audio-visual tools to create more meaningful messages that can effect a change in society

3. RELAY MARATHON (3 – 5 kms)

- a. Purpose: Propagate a social message by way of a sport activity
- b. Method: A group of students will begin the race with banner / placard in hand that contains a social message. The group runs for 500 meters and hands over the banner / placard to the next group of students. This chain of exchange will continue for 3 – 5 kms.
- c. Outcome: Become aware of the need for fitness and encouragement towards healthier lifestyle. Students will also be able to express their creativity in terms of meaningful messages and gain attention towards worthy social causes from the community in and around the campus.

4. TREE PLANTATION ON CAMPUS

- a. Purpose: Involve students to actively participate in environment protection and develop greener surroundings
- b. Method: Each student will plant a sapling and take care of that plant until it is able to sustain itself. Alternatively, students can organize a tree plantation drive in a public area and nurture it
- c. Outcome: Besides increase in plants in the locality, students will feel a sense of empowerment and become social contributors towards protecting the environment.

5. VISIT TO AN OLD AGE HOME / ORPHANAGE

- a. Purpose: Build a sense of responsibility towards the less fortunate in our society and feel privileged to be able to effect real change in the world around us
- b. Method: Students have to visit an old age home or orphanage in the vicinity of the college. They can interact with the inmates, probably donate utilities to the charity organization and/or probably stage a few inclusive activities with the residents of the place. After the visit, students can submit a brief report about their experience
- c. Outcome: Learn first-hand about the conditions and social situations that the no-so-privileged members of our society have to endure to survive and go beyond their embarrassment to interact with the destitute which will help students appreciate the importance of Indian family values

6. STREET PLAY ACTIVITY

- a. Purpose: Create awareness in themselves as well as people in the community on various social evils that need to be eradicated
- b. Method: Students will prepare and enact a street play on any pertinent issues in society. The topics suggested can be perils of mobile phones / online fraud / safety for girls / mental and physical health of the youth.
- c. Outcome: Allow students to deliberate and think deeply about the looming issues that is dogging our society and the future of the youth. This will also bring out the creative skills among the students and allow them to showcase their talent.

7. BUDDY / BIG BROTHER SYSTEM

- a. Purpose: Include and involve the less fortunate children making them feel wanted and cared for as well as use the opportunity to share knowledge among school students.
- b. Method: Students have to go to nearby schools after procuring appropriate permissions to teach a particular topic on either technical or non technical domains. Each student can choose to adopt 5 students from the class to be their mentor over a period of 1 year by staying in touch with them and helping them resolve their issues on academic or other matters.
- c. Outcome: Appreciation and respect towards the responsibility of teaching. They will learn to be accountable as social contributors and bring about some change in the lives of the young students they mentor as Buddies or Big Brother.

Learning Resources

SE (Computer Engineering) syllabus

IQAC In charge

Rajiv Gandhi College of Engineering
 Karjule Harya, Tal. Parmar
 Dist. Ahmednagar-414304



Principal
 R G COE, Karjule Harya.

Books:

1. A. Alavudeen, M. Jayakumaran, and R Kalil Rahman, Professional Ethics and Human Values
2. Ram Ahuja, Social Problems in India (third edition)
3. Shastry, T. S. N., India and Human rights: Reflections, Concept Publishing Company India Pvt. Ltd., 2005.
4. 2. Nirmal, C.J., Human Rights in India: Historical, Social and Political Perspectives (Law in India), Oxford India
5. Rangarajan, Environmental Issues in India, Pearson Education.
6. University of Delhi, The Individual & Society, Pearson Education.
7. Wikipedia.org / wiki /social studies.
8. M. N. Srinivas, Social change in modern India, 1991, Orient Longman.
9. David Mandelbaum, Society in India, 1990, Popular.
10. Dr. Abha Singh, Behavioural Science : Achieving Behavioural Excellence for Success, Wiley.

e-Books**MOOC Courses:****@The CO-PO Mapping Table**

PO	PO1	PO2	PO3	PO4	PO5	PO6	PO7	PO8	PO9	PO10	PO11	PO12
CO1	-	-	-	-	-	-	3	2	2	-	-	-
CO2	-	-	-	-	-	-	3	-	-	-	-	-
CO3	-	-	-	-	-	-	-	2	3	-	-	1
CO4	-	-	-	-	-	-	3	2	2	-	-	-
CO5	-	-	-	-	-	-	-	3	-	-	-	-
CO6	-	-	-	-	-	-	-	-	-	-	-	-

Following Fields are applicable for Tutorial of Humanity & Social Science**Tutors Role in HSS**

- Teachers will play the role of interventionists and instigating students to apply their thinking abilities on social concepts
- As facilitators and mentors teachers will coax the students to thinking out-of-the-box to come up with creative solutions
- Teachers should focus on instilling a sense of social consciousness through the activities conducted indoors and outdoors.

Change of Mindset


- Since the course deviates from technical subjects, students will have to be counseled into the importance of social sciences
- A background understanding of the importance of this course in their professional and personal life will have to be enumerated to the students
- Teachers will have to rationalize the course outcomes to get the students invested in the activities being conducted

Designing of Course

- Since students lack prior knowledge, it is imperative that the tutorials conducted be engaging in its activities
- Focus of the sessions should be the learning outcome of each activity conducted either in the class or outside the class

SE (Computer Engineering) syllabus

10/10 Exchange
Raj. Co. 10/10 Exchange
Karjule Harya, Tal. Patner
Dist. Ahmednagar-414304



Principal
R G COE, Karjule Harya.

- All activities designed should be as close to real-life as possible making them relatable and applicable
- Student-engagement should be a priority so that the knowledge internalized will be higher
- The activities chosen can be modified to cater to the college location and social context
- The learning should be focused on application of ethics and values during each activity
- The chosen sessions should cater to giving the students the opportunity to be involved and engaged in their role as contributors to society and the nation at large

Basic function of the tutor

- To present a holistic view of the curriculum and the role of this course in it and emphasizing the benefit of the sessions towards developing communications skills, critical thinking and problems solving

Grouping

- The class will be divided into groups of 20 students
- The blend of cultural and social diversity will enhance the learning at the end of each activity
- Teachers will have to be mentored to handle sensitive issues diplomatically while encouraging students to stand up for their beliefs
- The groups will have to have inter-personal sessions so that they get to understand their team members better and work cohesively
- Management support and encouragement to engage students in life-enriching experiences is important

Assessment of Learning

- It is important for tutors to make sure that assessment is consistent with learning objectives of each activity
- Assessment of students should be focused on the students' ability to internalize the learning
- Tutors need to understand meaningful ways of assessing students' work to motivate learning



Savitribai Phule Pune University
Second Year of Engineering (2019 Course)
210251: Audit Course 3

In addition to credits, it is recommended that there should be audit course in preferably in each semester from second year. Student will be awarded the bachelor's degree if he/she earns 190 credits and clears all the audit courses specified in the syllabus. The student will be awarded grade as AP on successful completion of audit course.

The student may opt for one of the audit courses per semester, starting in second year first semester. Though not mandatory, such a selection of the audit courses helps the learner to explore the subject of interest in greater detail resulting in achieving the very objective of audit course's inclusion.

List of options offered is provided. Each student has to choose one audit course from the list per semester. Evaluation of audit course will be done at institute level itself. Method of conduction and method of assessment for audit courses are suggested.

Criteria:

The student registered for audit course shall be awarded the grade AP and shall be included such AP grade in the Semester grade report for that course, provided student has the minimum attendance as prescribed by the Savitribai Phule Pune University and satisfactory in-semester performance and secured a passing grade in that audit course. No grade points are associated with this 'AP' grade and performance in these courses is not accounted in the calculation of the performance indices SGPA and CGPA. Evaluation of audit course will be done at institute level itself.

Guidelines for Conduction and Assessment (Any one or more of following but not limited to):

- Lectures/ Guest Lectures
- Visits (Social/Field) and reports
- Demonstrations
- Surveys
- Mini Project
- Hands on experience on specific focused topic

Course Guidelines for Assessment (Any one or more of following but not limited to):

- Written Test
- Demonstrations/ Practical Test
- Presentations
- IPR/Publication
- Report

Audit Course 3 Options

Audit Course Code	Audit Course Title
AC3-I	Green Construction & Design
AC3-II	Social Awareness and Governance Program
AC3-III	Environmental Studies
AC3-IV	Smart Cities
AC3-V	Foreign Language (one of Japanese/Spanish/French/German). Course contents for Japanese(Module 1) are provided. For other languages institute may design suitably

SE (Computer Engineering) syllabus

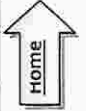
IQAC In-charge

Rajiv Gandhi College of Engineering
 Karjule Harya, Tal. Parner
 Dist. Ahmednagar-414304



Principal
 R G COE, Karjule Harya

4	<p>Reading and Listening skills</p> <p>The batch can be divided into pairs. Each pair will be given an article (any topic) by the teacher. Each pair would come on the stage and read aloud the article one by one. After reading by each pair, the other students will be for correct answers and also for their reading skills. This will evaluate their reading and listening skills. The teacher should give them guidelines on improving their reading and listening skills. The teacher should also give passages asked questions on the article by the readers. Students will get marks on various topics to students for evaluating their reading comprehension.</p>
5	<p>Group discussion</p> <p>Group discussions could be done for groups of 5-8 students at a time Two rounds of a GD for each group should be conducted and teacher should give them feedback.</p>
6	<p>Letter/Application writing</p> <p>Each student will write one formal letter, and one application. The teacher should teach the students how to write the letter and application. The teacher should give proper format and layouts.</p>
7	<p>Report writing</p> <p>The teacher should teach the students how to write report .The teacher should give proper format and layouts. Each student will write one report based on visit / project / business proposal.</p>
8	<p>Resume writing- Guide students and instruct them to write resume</p>
9	<p>Presentation Skill</p> <p>Students should make a presentation on any informative topic of their choice. The topic may be technical or non-technical. The teacher should guide them on effective presentation skills. Each student should make a presentation for at least 10 minutes.</p>
10	<p>Team games for team building - Students should make to participate in team activity.</p>
11	<p>Situational games for role playing as leaders</p>
12	<p>Faculty may arrange one or more sessions from following:</p> <p>Yoga and meditation. Stress management, relaxation exercises, and fitness exercises. Time management and personal planning sessions.</p>
13	<p>Mock interviews- guide students and conduct mock interviews</p>
14	<p>Telephonic etiquettes -To teach students the skills to communicate effectively over the phone.</p> <p>Students will be divided into pairs. Each pair will be given different situations, such as phone call to enquire about job vacancy, scheduling a meeting with team members, phone call for requesting of urgent leave from higher authorities. Students will be given 10 min to prepare. Assessment will be done on the basis of performance during the telephone call.</p>
15	<p>Email etiquettes -To provide students with an in-depth understanding of email skills.</p> <p>Students will be made to send e-mails for different situations such as sending an e-mail to the principal for a leave, inviting a friend for a party, e-mail to enquire about room tariff of a hotel. Students will be assessed on the basis of e-mail such as clarity, purpose and proof reading of e-mail.</p>



Savitribai Phule Pune University Second Year of Computer Engineering (2019 Course) 210260: Project Based Learning		
Teaching Scheme: PR: 04 Hours/Week	Credit 02	Examination Scheme: TW: 50 Marks
Prerequisite Courses, if any: Problem Based Learning.		
Companion Course, if any: Software Engineering.		
Course Objectives: <ul style="list-style-type: none"> • To develop critical thinking and problem solving ability by exploring and proposing solutions to realistic/social problem. • To Evaluate alternative approaches, and justify the use of selected tools and methods, • To emphasizes learning activities that are long-term, inter-disciplinary and student-centric. • To engages students in rich and authentic learning experiences. • To provide every student the opportunity to get involved either individually or as a group so as to develop team skills and learn professionalism. • To develop an ecosystem this may promote entrepreneurship and research culture among the students. 		
Course Outcomes: <p>CO1: Ability to solve real life problems by applying knowledge.</p> <p>CO2: Ability to analyze alternative approaches, apply and use most appropriate one for feasible solution.</p> <p>CO3: Ability to understand basics of IT Project management</p> <p>CO4: Students should be able to accept and meet challenges in the real world, mirroring what professionals do every day.</p> <p>CO5: Able to Classify software applications and identify unique features of various domains</p> <p>CO6: Learning by doing approach in PBL will promote long-term retention of material and replicable skill, as well as improve teachers' and students' attitudes towards learning.</p>		
Course Contents		
Preamble: <p>Project-based learning is an instructional approach designed to give students the opportunity to develop knowledge and skills through engaging projects set around challenges and problems they may face in the real world. PBL, is more than just projects. With PBL students "investigate and respond to an authentic, engaging, and complex problem, or challenge" with deep and sustained attention. PBL is "learning by doing." The truth is, many in education are recognizing we live in a modern world sustained and advanced through the successful completion of projects. In short, If students are prepared for success in life, we need to prepare them for a project-based world. It is a style of active learning and inquiry-based learning. (Reference: Wikipedia). Project based learning will also redefine the role of teacher as mentor in learning process. Along with communicating knowledge to students, often in a lecture setting, the teacher will also to act as an initiator and facilitator in the collaborative process of knowledge transfer and development. The PBL model focuses the student on a big open-ended question, challenge, or problem to research and respond to and/or solve. It Brings what students should academically know, understand, and be able to do and requires students to present their problems, research process, methods, and results.</p> <p>Project based learning (PBL) requires regular mentoring by faculty throughout the semester for successful completion of the idea/project tasks selected by the students per</p>		

batch. For the faculty involved in PBL, teaching workload of 4 Hrs/week/batch needs to be considered. The Batch should be divided into sub-groups of 4 to 5 students. Idea implementation /Real life problem/Complex assignments / activities / projects. under project based learning is to be carried throughout semester and Credit for PBL has to be awarded on the basis of internal continuous assessment and evaluation at the end of semester

Group Structure:

Working in supervisor/mentor monitored groups; the students plan, manage, and complete a task/project/activity which addresses the stated problem.

1. There should be team/group of 4-5 students
2. A supervisor/mentor teacher assigned to individual groups

Selection of Project/Problem:

The problem-based project oriented model for learning is recommended. The model begins with the identifying of a problem, often growing out of a question or "wondering". This formulated problem then stands as the starting point for learning. Students design and analyze the problem/project within an articulated interdisciplinary or subject frame. A problem can be theoretical, practical, social, technical, symbolic, cultural, and/or scientific and grows out of students' wondering within different disciplines and professional environments. A chosen problem has to be exemplary. The problem may involve an interdisciplinary approach in both the analysis and solving phases.

By exemplarity, a problem needs to refer back to a particular practical, scientific, social and/or technical domain. The problem should stand as one specific example or manifestation of more general learning outcomes related to knowledge and/or modes of inquiry.

There are no commonly shared criteria for what constitutes an acceptable project. Projects vary greatly in the depth of the questions explored, the clarity of the learning goals, the content, and structure of the activity.

- A few hands-on activities that may or may not be multidisciplinary.
- Use of technology in meaningful ways to help them investigate, collaborate, analyse, synthesize, and present their learning.
- Activities may include- Solving real life problem, investigation, /study and Writing reports of in depth study, field work.

Assessment:

The institution/head/mentor is committed to assessing and evaluating both student performance and program effectiveness.

Progress of PBL is monitored regularly on weekly basis. Weekly review of the work is necessary. During process of monitoring and continuous assessment and evaluation of the individual and the team performance is to be measured. PBL is monitored and continuous assessment is done by supervisor /mentor and authorities.

Students must maintain an institutional culture of authentic collaboration, self-motivation, peer-learning and personal responsibility. The institution/department should support students in this regard through guidance/orientation programs and the provision of appropriate resources and services. Supervisor/mentor and Students must actively participate in assessment and evaluation processes.

Group may demonstrate their knowledge and skills by developing a public product and/or report and/or presentation.

1. Individual assessment for each student (Understanding individual capacity, role and involvement in the project)

2. Group assessment (roles defined, distribution of work, intra-team communication and togetherness)
3. Documentation and presentation

Evaluation and Continuous Assessment:

It is recommended that all activities should to be recorded regularly, regular assessment of work need to be done and proper documents need to be maintained at college end by both students as well as mentor (PBL work book).

Continuous Assessment Sheet (CAS) is to be maintained by all mentors/department and institutes.

Recommended parameters for assessment/evaluation and weightage:

1. Idea Inception and Awareness /Consideration of -Environment/ Social /Ethics/ Safety measures/Legal aspects (10%)
2. Outcomes of PBL/ Problem Solving Skills/ Solution provided/ Final product (Individual assessment and team assessment) (40%)
3. Documentation (Gathering requirements, design & modelling, implementation/ execution, use of technology and final report, other documents) (15%)
4. Demonstration (Presentation, User Interface, Usability) (20%)
5. Contest Participation/ publication (15%)

PBL workbook will serve the purpose and facilitate the job of students, mentor and project coordinator. It will reflect accountability, punctuality, technical writing ability and work flow of the work undertaken.

Note :

- While planning for the assessment, choose a valid method based on your context. It should be able to understand by both the students as well as the faculty.
- The student group must follow the principles of Software Engineering (Scoping out the problem, the solution implementation and related documentation).
- Researching the problem and outlining various approaches is key here and should be emphasized by the tutor and the mentor.
- Aspects of design thinking (from the point of view of the person facing the problem) are very important. Students should not jump into the technology aspects first.
- The team can follow the principles of Agile Software Development. The weekly meetings could be used as a Scrum meeting.
- The tutor & mentor should actively help the students to scope the work and the approach. They must validate the technology choices.
- If the implementation code is well documented, the project can be continued by subsequent batch – which will help solve a bigger problem.

Note: @The CO-PO mapping table will be according to project assignment

Text Books:

1. A new model of problem based learning. By Terry Barrett. All Ireland Society for higher education (AISHE). ISBN:978-0-9935254-6-9; 2017
2. Problem Based Learning. by Mahnazmoallem, woei hung and Nada Dabbagh, Wiley Publishers. 2019.
3. Stem Project based learning and integrated science, Technology, Engineering and mathematics approach. By Robert RobertCapraro, Mary MargaretCapraro

Reference Books:

1. De Graaff E, Kolmos A., red.: Management of change: Implementation of problem-based and project-based learning in engineering. Rotterdam: Sense Publishers. 2007.
2. Project management core text book, 2 Indian Edition , by Gopalan.
3. The Art of Agile Development. By James Shore & Shane Warden.

Following Fields are applicable for Tutorial of Project Based Learning**Tutors Role in Project Based Learning**

- The fundamentals of problem based learning, lies with the Tutors role.
- Tutors are not the source of solutions rather they act as the facilitator and mentor.
- The facilitator skills of the Tutors / Teacher are central to the success of PBL.

Change of Mindset

- Students are not used to the constructivist approach to learning, it is important that they are carefully told what to expect in PBL.
- Tutors need to explain the differences between PBL and traditional learning.
- Tutors need to explain the principals involved and role of the student in PBL learning.

Designing Problem

- Considering the prior knowledge of the students, their ability and creativity, problem statement should be designed.
- For 2nd year PBL students the tutor should place more emphasis on getting the students to perform higher-level tasks.
- It is important for tutors to design problems that are anchored in authentic contexts only
- Students should take ownership of the problem.
- Problems should not be over simplified or well defined
- Learning should not be the sequencing of instructional events, but the application of principles for responding to the needs of the situation.
- The problems given to students in PBL should be realistic, complex, and should reflect, as much as possible, the actual problems that students would encounter in real life.

Basic function of the tutor

- A good understanding of the overall curriculum the students have to study, the principles of problems solving, critical thinking and metacognitive skills.

Grouping

- Study the background and profile of each student.
- Make sure that students of different backgrounds and experience are assigned in a group
- It is useful to group students of different abilities, gender, and nationalities together.
- Tutors must have the commitment to devote the time to the tutorial process.
- A good tutor is always interested in helping students to learn better.
- Sufficient resources should be made available for students to take part the PBL tutorial.
- Time management is important.

Assessment of Learning

- It is important for tutors to make sure that assessment is consistent with learning objectives of the groups in PBL
- Assessment of students should not be focused only on the final learning product.
- PBL tutors need to understand meaningful ways of assessing students' work to motivate learning.
- For assessment to be implemented properly there should be well designed and clearly defined goals and objectives and well thoughtout strategies, techniques, criteria, and marking schemes.

SE (Computer Engineering) syllabus

IQAC In-charge
Rajiv Gandhi College of Engineering
Karjule Harya, Tal. Pamer
Dist. Ahmednagar-414304



Principal
R G COE, Karjule Harya.

Student's Role in PBL

- Prepare students for PBL before starting the sessions.
- Students must have ability to initiate the task/idea .they should not be mere imitators.
- They must learn to think.
- Students working in PBL must be responsible for their own learning.
- Throughout the PBL process, students have to define and analyze the problem,generate learning issues and apply what they have learned to solve the problem and act for themselves and be free.
- Students must quickly learn how to manage their own learning, Instead of passively Receiving instruction.
- Students in PBL are actively constructing their knowledge and understanding of the situation in groups.
- Students in PBL are expected to work in groups.
- They have to develop interpersonal and group process skills, such as effective listening or coping creatively with conflicts.

Inquiry Skills

- Students in PBL are expected to develop critical thinking abilities by constantly relating:
 - What they read to do?
 - What they want to do with that information?
 - They need to analyze information presented within the context of finding answers.
 - Modeling is required so that the students can observe and build a conceptual model of the required processes.
 - Formative and summative questions for evaluation:
 - How effective is?
 - How strong is the evidence for?
 - How clear is?
 - What are the justifications for thinking?
 - Why is the method chosen?
 - What is the evidence given to justify the solution?

Information Literacy

- Information literacy is an integral part of self- directed learning
- Information literacy involves the ability to:
 - Know when there is a need for information
 - Identify the information needed to solve a given problem or issue
 - Be able to locate the needed information
 - Use the information to solve the given problem effectively.
- Skills required by students in information literacy include:
 - How to prepare the search
 - How to carry out the research
 - Sorting and assessing of information in general

Collaborative learning

- It is an educational approach to teaching and learning that involves
- groups of students working together to solve a problem or complete a project
- In collaborative learning, learners have the opportunity to talk with peers, exchange diverse beliefs present and defend ideas, as well as questioning other ideas.

Interpersonal Skills

- Interpersonal skills relating to group process are essential for effective problem solving and learning.
- It is important that students are made aware of these interpersonal skills.
- Consensual decision making skills
- Dialogue and discussion skills

- Team maintenance skills
- Conflict management skills
- Team leadership skills.

Students who have these skills have a better opportunity to learn than students who do not have these skills.

- Time Management

Resources

- Students need to have the ability to evaluate the resources used
- Students have to be able to evaluate the source of the resources used by asking the following questions:
 - How current is it?
 - Is there any reason to suspect bias in the source?
 - How credible and accurate is it?

Metacognitive Skills

- Students need to reflect on the processes they are using during the learning process,
- To compare one strategy with another, and
- To evaluate the effectiveness of the strategy used

Reflection Skills

- Reflection helps students refine and strengthen their high-level thinking skills and abilities through self-assessment.
- Reflection gives students opportunities to think about how they answered a question, made a decision, or solved a problem.
 - What strategies were successful or unsuccessful?
 - What issues need to be remembered for next time?
 - What could or should be done differently in the future?



SE (Computer Engineering) syllabus
IQAC In-charge
 Rajiv Gandhi College of Engineering
 Karjule Harya, Tal. Parner
 Dist. Ahmednagar-414504




Principal
 R G COE, Karjule Harya.



Savitribai Phule Pune University Second Year of Computer Engineering (2019 Course) 210259: Code of Conduct		
Teaching Scheme:	Credit	Examination Scheme:
TUT: 01 Hours/Week	00	---
<p>Preamble: Engineering is one of the important and cultured professions. With respect to any engineering profession, engineers are expected to exhibit the reasonable standards of integrity and honesty. Engineering is directly or indirectly responsible to create a vital impact on the quality of life for the society. Acceptably, the services provided by engineers require impartiality, honesty, equity and fairness and must give paramount importance to the protection of the public health, safety, and welfare. Engineers must perform under a standard of professional behavior that requires adherence to the principles of ethical conduct. Prime aim is to recognize and evaluate ethical challenges that they will face in their professional careers through knowledge and exercises that deeply challenge their decision making processes and ethics.</p>		
<p>Course Objectives:</p> <ul style="list-style-type: none"> To promote ethics, honesty and professionalism. To set standards that are expected to follow and to be aware that if one acts unethically what are the consequences. To provide basic knowledge about engineering Ethics, Variety of moral issues and Moral dilemmas, Professional Ideals and Virtues To provide basic familiarity about Engineers as responsible Experimenters, Research Ethics, Codes of Ethics, Industrial Standards, Exposure to Safety and Risk, Risk Benefit Analysis To have an idea about the Collegiality and Loyalty, Collective Bargaining, Confidentiality, Occupational Crime, Professional, Employee, Intellectual Property Rights. 		
<p>Course Outcomes: On completion of the course, learner will be able to–</p> <p>CO1: Understand the basic perception of profession, professional ethics, various moral & social issues, industrial standards, code of ethics and role of professional ethics in engineering field.</p> <p>CO2: Aware of professional rights and responsibilities of an engineer, responsibilities of an engineer for safety and risk benefit analysis.</p> <p>CO3: Understand the impact of the professional Engineering solutions in societal and Environmental contexts, and demonstrate the knowledge of, and need for sustainable development.</p> <p>CO4: Acquire knowledge about various roles of engineers in variety of global issues and able to apply ethical principles to resolve situations that arise in their professional lives.</p>		
Course Contents		
<p>The following are the certain guidelines as far as ethics and code of conduct are concerned to be clearly and elaborately explained to the students,</p> <p>Fundamental norms Engineers, in the fulfillment of their professional duties, should include paying utmost attention to the safety, health, and welfare of the society. Along with that engineers should execute the services only in their areas of competence. Whenever there is a need to issue public statements then such statements should be expressed in objective and truthful manner. Engineer should extend high sense of integrity by acting for each employer or client as faithful agents or trustees. Whatever may be the working scope engineer should conduct</p>		

SE (Computer Engineering) syllabus

Rajiv Gandhi College of Engineering
Karjule Harya, Tal. Pamer
Dist. Ahmednagar-414304



Principal
R G COE, Karjule Harya.

themselves honorably, responsibly, ethically, and lawfully so as to enhance the honor, reputation, and usefulness of the profession.

As far as ethical practices are concerned engineers should not reveal facts, data, or information without the prior consent of the client or employer except as authorized or required by law or Code. Engineers should not permit the use of their name or associate in business ventures with any person or firm that they believe is engaged in fraudulent or dishonest enterprise moreover he/she should not aid or abet the unlawful practice of engineering by a person or firm.

Engineers having knowledge of any alleged violation of the Code should report thereon to appropriate professional bodies and, when relevant, also to public authorities, and cooperate with the proper authorities in furnishing such information or assistance as may be required. Engineers should disclose all known or potential conflicts of interest that could influence or appear to influence their judgment or the quality of their services. Engineers should not accept compensation, financial or otherwise, from more than one party for services on the same project, or for services pertaining to the same project, unless the circumstances are fully disclosed and agreed to by all interested parties. Engineers should not solicit or accept financial or other valuable consideration, directly or indirectly, from outside agents in connection with the work for which they are responsible.

Engineers should never falsify their qualifications or permit misrepresentation of their or their associates' qualifications. They shall not misrepresent or exaggerate their responsibility in or for the subject matter of prior assignments. Brochures or other presentations incident to the solicitation of employment shall not misrepresent pertinent facts concerning employers, employees, associates, joint ventures, or past accomplishments.

Engineers should not offer, give, solicit, or receive, either directly or indirectly, any contribution to influence the award of a contract by public authority, or which may be reasonably construed by the public as having the effect or intent of influencing the awarding of a contract. They should not offer any gift or other valuable consideration in order to secure work. They should not pay a commission, percentage, or brokerage fee in order to secure work, except to a bona fide employee or bona fide established commercial or marketing agencies retained by them.

There are certain obligations accompanied with engineering profession. Engineers should acknowledge their errors and should not distort or alter the facts. Candid advises in special cases are always welcome. Engineers should not accept outside employment to the detriment of their regular work or interest. Before accepting any outside engineering employment, they will notify their employers.

Engineers should not promote their own interest at the expense of the dignity and integrity of the profession furthermore they should treat all persons with dignity, respect, fairness, and without discrimination. Engineers should at all times strive to serve the public interest. Engineers are encouraged to participate in civic affairs; career guidance for youths; and work for the advancement of the safety, health, and well-being of their community. Engineers are encouraged to adhere to the principles of sustainable development in order to protect the environment for future generations. Engineers shall continue their professional development throughout their careers and should keep current in their specialty fields by engaging in professional practice, participating in continuing education courses, reading in the technical literature, and attending professional meetings and seminar.

Engineers should not, without consent, use equipment, supplies, laboratory, or office facilities of an employer to carry on outside private practice. They should not attempt to injure, maliciously or falsely, directly or indirectly, the professional reputation, prospects, practice, or employment of other engineers. Engineers who believe others are guilty of unethical or illegal practice shall present such information to the proper authority for action. "Sustainable development" is the challenge for the engineers meeting human needs for natural resources, industrial products, energy, food, transportation, shelter, and effective waste management while conserving and protecting environmental quality and the natural resource base essential for future development.

Following are contents to be covered in tutorial session-

1. Engineering Ethics : Senses of 'Engineering Ethics' – Variety of moral issues – Types of inquiry – Moral dilemmas – Moral Autonomy – Kohlberg's theory – Gilligan's theory – Consensus and Controversy – Professions and Professionalism – Professional Ideals and Virtues – Uses of Ethical Theories.
 2. Global Issues - Multinational Corporations – Business Ethics - Environmental Ethics – Computer Ethics - Role in Technological Development – Weapons Development – Engineers as Managers – Consulting Engineers – Engineers as Expert Witnesses and Advisors – Honesty – Moral Leadership – Sample Code of Conduct
 3. Engineer's Responsibility for Safety - Safety and Risk – Assessment of Safety and Risk – Risk Benefit Analysis – Reducing Risk – The Government Regulator's Approach to Risk
 4. Responsibilities and Rights - Collegiality and Loyalty – Respect for Authority – Collective Bargaining – Confidentiality – Conflicts of Interest – Occupational Crime – Professional Rights – Employee Rights – Intellectual Property Rights (IPR) – Discrimination
- Global Issues- Multinational Corporations – Business Ethics - Environmental Ethics – Computer Ethics - Role in Technological Development – Weapons Development – Engineers as Managers – Consulting Engineers – Engineers as Expert Witnesses and Advisors – Honesty – Moral Leadership – Sample Code of Conduct

#Exemplar/Case Studies :

General Motors ignition switch recalls (2014), Space Shuttle Columbia disaster (2003), Space Shuttle Challenger disaster (1986), Therac-25 accidents (1985 to 1987), Chernobyl disaster (1986), Bhopal disaster (1984), Kansas City Hyatt Regency walkway collapse (1981)

Guidelines for Conduction:

The course will exemplify the budding engineers the Code of Conduct and ethics pertaining to their area and scope of their work. The Instructor/Teacher shall explain the students the importance and impact of the ethics and code of conduct.

Confined to various courses and project/mini-project development the possible vulnerabilities and threats need to be elaborated and the students' participation need to be encouraged in designing such document explicitly mentioning Code of Conduct and Disclaimers.

Learning Resources**Books:**

1. Mike Martin and Roland Schinzinger, "Ethics in Engineering", McGraw Hill, New York (2005).
2. Charles E Harris, Michael S Pritchard and Michael J Rabins, "Engineering Ethics – Concepts and Cases", Thompson Learning, (2000).
3. Charles D Fleddermann, "Engineering Ethics", Prentice Hall, New Mexico, (1999).
4. John R Boatright, "Ethics and the Conduct of Business", Pearson Education, (2003)
5. Edmund G Seebauer and Robert L Barry, "Fundamentals of Ethics for Scientists and Engineers", Oxford University Press, (2001)
6. Prof. (Col) P S Bajaj and Dr. Raj Agrawal, "Business Ethics – An Indian Perspective", Biztantra, New Delhi, (2004)

David Ermann and Michele S Shauf, "Computers, Ethics and Society", Oxford University Press, (2003)

Web Links:

- <https://www.ieee.org/about/compliance.html>
- <https://www.cs.cmu.edu/~bmclare/ethics/caseframes/91-7.html>
- <https://www.nspe.org/>
- http://www.ewh.ieee.org/soc/pes/switchgear/presentations/tp_files/2017-1_Thurs_Shibbauer_Singer_Engineering_Ethics.pdf

MOOC:

SE (Computer Engineering) syllabus


IQAC In-charge
Rajiv Gandhi College of Engineering
Karjule Harya, Tal. Pamer
Dist. Ahmednagar-414304



Principal
R G COE, Karjule Harya.

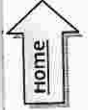
@The CO-PO mapping table

PO	PO1	PO2	PO3	PO4	PO5	PO6	PO7	PO8	PO9	PO10	PO11	PO12
CO1	-	-	-	-	-	-	2	2	-	-	-	-
CO2	-	-	-	-	-	-	2	2	-	-	-	-
CO3	-	-	-	-	-	-	3	2	-	-	-	-
CO4	-	-	-	-	-	-	2	3	-	-	-	-


 SE (Computer Engineering) syllabus
IQAC In-charge
 Rajiv Gandhi College of Engineering
 Karjule Harya, Tal. Parnor
 Dist. Ahmednagar-414304




 Principal
R G COE, Karjule Harya.



Savitribai Phule Pune University
Second Year of Engineering (2019 Course)
210261: Audit Course 4

In addition to credits, it is recommended that there should be audit course in preferably in each semester from second year. Student will be awarded the bachelor's degree if he/she earns 190 credits and clears all the audit courses specified in the syllabus. The student will be awarded grade as AP on successful completion of audit course.

The student may opt for one of the audit courses per semester, starting in second year first semester. Though not mandatory, such a selection of the audit courses helps the learner to explore the subject of interest in greater detail resulting in achieving the very objective of audit course's inclusion.

List of options offered is provided. Each student has to choose one audit course from the list per semester. Evaluation of audit course will be done at institute level itself. Method of conduction and method of assessment for audit courses are suggested.

Criteria:

The student registered for audit course shall be awarded the grade AP (Audit Course Pass) and shall be included such AP grade in the Semester grade report for that course, provided student has the minimum attendance as prescribed by the Savitribai Phule Pune University and satisfactory in-semester performance and secured a passing grade in that audit course. No grade points are associated with this 'AP' grade and performance in these courses is not accounted in the calculation of the performance indices SGPA and CGPA. Evaluation of audit course will be done at institute level itself.

Guidelines for Conduction and Assessment (Any one or more of following but not limited to):

- Lectures/ Guest Lectures
- Visits (Social/Field) and reports
- Demonstrations
- Surveys
- Mini Project
- Hands on experience on specific focused topic

Course Guidelines for Assessment (Any one or more of following but not limited to):

- Written Test
- Demonstrations/ Practical Test
- Presentations
- IPR/Publication
- Report

Audit Course 4 Options

Audit Course Code	Audit Course Title
AC4-I	Water Management
AC4-II	Intellectual Property Rights and Patents
AC4-III	The Science of Happiness
AC4-IV	Stress Relief: Yoga and Meditation
AC4-V	Foreign Language (one of Japanese/Spanish/French/German) Course contents for Japanese(Module 2) are provided. For other languages institute may design suitably.

SE (Computer Engineering) syllabus

IQAC In-charge

Rajiv Gandhi College of Engineering

Karjule Harya, Tal. Pamer

Dist. Ahmednagar-414304



Principal
R G COE, Karjule Harya

AC4-I: Water Management

Water is a vital resource for all life on the planet. Only three percent of the water resources on Earth are fresh and two-thirds of the freshwater is locked up in ice caps and glaciers. One fifth of the remaining one percent is in remote, inaccessible areas. As time advances, water is becoming scarcer and having access to clean, safe, drinking water is limited among countries. Pure water supply and disinfected water treatment are prerequisites for the well-being of communities all over the world. One of the biggest concerns for our water-based resources in the future is the sustainability of the current and even future water resource allocation. This course will provide students a unique opportunity to study water management activities like planning, developing, distributing and optimum use of water resources. This course covers the topics that management of water treatment of drinking water, industrial water, sewage or Wastewater, management of water resources, management of flood protection.

Course Objectives

- To develop understanding of water resources.
- To study global water cycle and factors that affect this cycle.
- To analyze the process for water resources and management.
- To study the research and development areas necessary for efficient utilization and management of water resources.

Course Outcomes

On completion of the course, learner will be able to–

1. Understanding of the global water cycle and its various processes
2. Understanding of climate change and their effects on water systems
3. Understanding of Drinking treatment and quality of groundwater and surface water
4. Understanding of the Physical, chemical, and biological processes involved in water treatment and distribution.

Course Contents

1. Understanding 'water'-Climate change and the global water cycle, Understanding global hydrology
2. Water resources planning and management-Water law and the search for sustainability: a comparative analysis, Risk and uncertainty in water resources planning and management
3. Agricultural water use -The role of research and development for agriculture water use
4. Urban water supply and management - The urban water challenge, Water sensitive urban design

References:

1. R. Quentin Graft, Karen Hussey, Quentin Graft, Karen Hussey, Publisher, "Water Resources Planning and Management", Cambridge University Press, ISBN: 9780511974304, 9780521762588.
2. P. C. Basil, "Water Management in India", ISBN: 8180690970, 2004.
3. C.A. Brebbia, "Water Resources Management", ISBN: 978-1-84564-960-9, 978-1-84564-961-6.

AC4-II: Intellectual Property Rights and Patents

Intellectual property is the area of law that deals with protecting the rights of those who create original works. It covers everything from original plays and novels to inventions and company identification marks. The purpose of intellectual property laws is to encourage new technologies, artistic expressions and inventions while promoting economic growth.

Innovation and originality have great potential value. Whatever line of activity you are engaged in, future success depends on them. The last few years have seen intellectual property rights become an issue of general interest: the smart phone "patent wars", the introduction of Digital Rights management (DRM) and the rise of generic pharmaceuticals and open-source software are just some examples that have been in the public eye. Protecting your intellectual rights appropriately should be a top priority. Yet too many people embark on their chosen professions without even a basic awareness of intellectual property.

Course Objectives:

- To encourage research, scholarship, and a spirit of inquiry
- To encourage students at all levels to develop patentable technologies.
- To provide environment to the students of the Institute for creation, protection, and commercialization of intellectual property and to stimulate innovation.

Course Outcomes:

On completion of the course, learner will be able to–

1. Understand the fundamental legal principles related to confidential information, copyright, patents, designs, trademarks and unfair competition
2. Identify, apply and assess principles of law relating to each of these areas of intellectual property
3. Apply the appropriate ownership rules to intellectual property you have been involved in creating

Course Contents

1. **Introduction to Intellectual Property Law** – The Evolutionary Past - The IPR Tool Kit- Para-Legal Tasks in Intellectual Property Law
2. **Introduction to Trade mark** – Trade mark Registration Process – Post registration Procedures -Trade mark maintenance - Transfer of Rights – Inter partes Proceeding – Infringement - Dilution Ownership of Trade mark
3. **Introduction to Copyrights** – Principles of Copyright Principles -The subjects Matter of Copy right – The Rights Afforded by Copyright Law – Copy right Ownership, Transfer and duration – Right to prepare Derivative works
4. **Introduction to Trade Secret** – Maintaining Trade Secret – Physical Security – Employee Limitation - Employee confidentiality agreement

Reference:

1. Debirag E. Bouchoux: "Intellectual Property" Cengage learning , New Delhi, ISBN-10:1111648573
2. Ferrera, Reder, Bird, Darrow, "Cyber Law. Texts & Cases", South-Western's Special Topics Collections, ISBN:0-324-39972-3
3. Prabhuddha Ganguli: "Intellectual Property Rights" Tata Mc-Graw –Hill, New Delhi, ISBN-10:0070077177

SE (Computer Engineering) syllabus

Rajesh Chaudhari
Rajesh Chaudhari
Karjule Harya, Tal. Pamer
Dist. Ahmednagar-414304



Principal
R G COE, Karjule Harya.

AC4-III: The Science of Happiness

Everybody wants to be happy. One can explore innumerable ideas about what happiness is and how we can get some. But not many of those ideas are based on science. That's where this course comes in. The subject "Science of Happiness" aims to teach the pioneering science of positive psychology, which explores the ancestry of a happy and meaningful life. Clinical psychologists have been dealing with miserable feelings since their discipline was established. In the last 30 years, neuroscientists have made major headway in the understanding of the sources of anger, depression, and fear.

Today, whole industries profit from this knowledge—producing pills for every sort of pathological mood disturbance. But until recently, few neuroscientists focused on the subject of happiness. This course focuses on discovering how cutting-edge research can be applied to their lives. Students will learn about the Intra-disciplinary research supporting this view, spanning the fields of psychology, neuroscience, evolutionary biology, and beyond. The course offers students practical strategies for tapping into and nurturing their own happiness, including trying several research-backed activities that foster social and emotional well-being, and exploring how their own happiness changes along the way.

Course Objectives

- To understand the feeling of happiness
- To study the sources of positive feelings
- To analyze the anatomy of the happiness system
- To study the effect of thoughts and emotions on the happiness system

Course Outcomes

On completion of the course, learner will be able to—

1. Ability to understand what happiness is and why it matters to you
2. Ability to learn how to increase your own happiness
3. Understanding of the power of social connections and the science of empathy
4. Ability to understand what is mindfulness and its real world applications

Course Contents

1. Happiness: what is it?
2. The secret of smiling
3. The autonomy of positive feelings
4. Positive feelings as a compass
5. The happiness system
6. Foundations: Emotions, Motivation and nature of Well being
7. Subjective well being
8. Love and well being
9. Optimal well being
10. Religion, Spirituality and well being

References:

1. Happier, Stefan Klein , "The Science of Happiness, How Our Brains Make Us Happy and what We Can Do to Get", Da Capo Press, ISBN 10: 156924328X, 13: 978-1569243282.
2. C. Compton, Edward Hoffman, "Positive Psychology: The Science of Happiness and Flourishing", William, Cengage Learning, 2012, ISBN10: 1111834121.

SE (Computer Engineering) syllabus

IQAC In-charge
Rajiv Gandhi College of Engineering
Karjule Harya, Tal. Pamer
Dist. Ahmednagar-414304



Principal
R G COE, Karjule Harya.

AC4-IV: Yoga and Meditation

The concepts and practices of Yoga originated in India about several thousand years ago. Its founders were great Saints and Sages. The great Yogis presented rational interpretation of their experiences of Yoga and brought about a practical and scientifically sound method within every one's reach. Yoga today, is no longer restricted to hermits, saints, and sages; it has entered into our everyday lives and has aroused a worldwide awakening and acceptance in the last few decades. The science of Yoga and its techniques have now been reoriented to suit modern sociological needs and lifestyles.

Yoga is one of the six systems of Vedic philosophy. The Yoga advocates certain restraints and observances, physical discipline, breathe regulations, restraining the sense organs, contemplation, meditation and Samadhi. The practice of Yoga prevents psychosomatic disorders and improves an individual's resistance and ability to endure stressful situations.

Course Objectives

- To impart knowledge about the basic technique and practice of yoga, including instruction in breath control, meditation, and physical postures
- To gain an intellectual and theoretical understanding of the principles embodied in the Yoga Sutras, the Bhagavad-Gita, and other important texts and doctrines
- Relaxation and stress reduction, Personal insight and self understanding, Personal empowerment, Gaining wisdom and spiritual discernment
- Awakening the abilities or powers of the Super conscious mind

Course Outcomes:-

On completion of the course, learner will be able to-

1. Students understanding of philosophy and religion as well as daily life issues will be challenged and enhanced.
2. Enhances the immune system.
3. Intellectual and philosophical understanding of the theory of yoga and basic related Hindu scriptures will be developed.
4. Powers of concentration, focus, and awareness will be heightened.

Course Contents

1. Meaning and definition of yoga – Scope of Yoga - Aims and Objectives of Yoga – Misconception about yoga.
2. Ayurveda: an introduction to this system of health care derived from the Vedic tradition Anatomy and Physiology as they relate to Yoga
3. Yoga Philosophy and Psychology

References:

1. B.K.S. Iyengar, "BKS Iyengar Yoga The Path to Holistic Health" , DK publisher, ISBN-13: 978-1409343479
2. Osho, "The Essence of Yoga", Osho International Foundation, ISBN: 9780918963093

SE (Computer Engineering) syllabus

IQAC In-charge
Rajiv Gandhi College of Engineering
Karjule Harya, Tal. Pamer
Dist. Ahmednagar-414304

(2019 Course)



80

Principal
R G COE, Karjule Harya

Savitribai Phule Pune University
Third Year of Engineering (2019 Course)
310250: Audit Course 5



In addition to credits, it is recommended that there should be audit course, in preferably in each semester starting from second year in order to supplement students' knowledge and skills. Student will be awarded the bachelor's degree if he/she earns specified total credit [1] and clears all the audit courses specified in the curriculum. The student will be awarded grade as AP on successful completion of audit course. The student may opt for one of the audit courses per semester, starting in second year first semester. Though not mandatory, such a selection of the audit courses helps the learner to explore the subject of interest in greater detail resulting in achieving the very objective of audit course's inclusion. List of options offered is provided. Each student has to choose one audit course from the list per semester. Evaluation of audit course will be done at Institute level itself. Method of conduction and method of assessment for audit courses are suggested.

Criteria

The student registered for audit course shall be awarded the grade AP (Audit Course Pass) and shall be included such AP grade in the Semester grade report for that course, provided student has the minimum attendance as prescribed by the Savitribai Phule Pune University and satisfactory performance and secured a passing grade in that audit course. No grade points are associated with this 'AP' grade and performance in these courses is not accounted in the calculation of the performance indices SGPA and CGPA. Evaluation of audit course will be done at Institute level itself [1]

Guidelines for Conduction and Assessment (Any one or more of following but not limited to):

- | | |
|--|---|
| <ul style="list-style-type: none"> Lectures/ Guest Lectures Visits (Social/Field) and reports Demonstrations or presentations | <ul style="list-style-type: none"> Surveys Mini-Project Hands on experience on focused topic |
|--|---|

Course Guidelines for Assessment (Any one or more of following but not limited to):

- Written Test
- Demonstrations/ Practical Test
- Presentation or Report

Audit Course 5 Options

Audit Course Code	Audit Course Title
AC5-I	Cyber Security
AC5-II	Professional Ethics and Etiquette
AC5-III	MOOC- Learn New Skills
AC5-IV	Engineering Economics
AC5-V	Foreign Language (one of Japanese/ Spanish/ French/ German). Course contents for Japanese (Module 3) are provided. For other languages institute may design suitably.

Note: It is permitted to opt one of the audit courses listed at SPPU website too, if not opted earlier.
<http://collegecirculars.unipune.ac.in/sites/documents/Syllabus%202017/Forms/AllItems.aspx>
http://www.unipune.ac.in/university_files/syllabi.htm

<http://collegecirculars.unipune.ac.in/sites/documents/Syllabus2020/Forms/AllItems.aspx>

#49/87

IQAC in-charge
 Rajiv Gandhi College of Engineering
 Karjule Harya, Tal. Pamer
 Dist. Ahmednagar-414304



Principal
 R G CCE, Karjule Harya.

AC5-I: Cyber Security**Prerequisites:** Computer Network and Security (310244)**Course Objectives:**

- To motivate students for understanding the various scenarios of cybercrimes
- To increase awareness about the cybercrimes and ways to be more secure in online activities
- To learn about various methods and tools used in cybercrimes
- To analyze the system for various vulnerabilities

Course Outcomes : On completion of the course, learners will be able to

- CO 1:** Understand and classify various cybercrimes
CO 2: Understand how criminals plan for the cybercrimes
CO 3: Apply tools and methods used in cybercrime
CO 4: Analyze the examples of few case studies of cybercrimes

Course Contents

- 1. Introduction to Cybercrime:** Introduction, Cybercrime: Definition and Origins of the Word, Cybercrime and Information Security, Cybercriminals, Classifications of Cybercrimes, Cybercrime: The Legal Perspectives, Cybercrimes: An Indian Perspective.
- 2. Cyber offenses: How Criminals Plan Them:** Introduction, How Criminals Plan the Attacks, Social Engineering, Cyberstalking, Cybercafe and Cybercrimes, Botnets: The Fuel for Cybercrime, Attack Vector, Cloud Computing.
- 3. Tools and Methods Used in Cybercrime :** Introduction, Proxy Servers and Anonymizers, Phishing, Password Cracking, Keyloggers and Spywares, Virus and Worms, Trojan Horses and Backdoors, Steganography, DoS and DDoS Attacks, SQL Injection, Buffer Overflow, Attacks on Wireless Networks (**Expected to cover the introduction to all these terms**).
- 4. Cybercrime: Illustrations, Examples and Mini-Cases:** Introduction, Real-Life Examples, Mini-Cases, Illustrations of Financial Frauds in Cyber Domain, Digital Signature-Related Crime Scenarios, Digital Forensics Case Illustrations, Online Scams.

Text Books :

1. Nina Godbole, Sunit Belapure , "Cyber Security- Understanding Cyber Crimes", Computer Forensics and Legal Perspectives, Wiely India Pvt.Ltd, ISBN- 978-81-265-2179-1
2. William Stallings, "Computer Security: Principles and Practices", Pearson 6th Ed, ISBN 978-0-13-335469-0

Reference Books :

1. Berouz Forouzan, "Cryptography and Network Security", TMH, 2 edition, ISBN -978-00-707-0208-0. 5.
2. Mark Merkow, "Information Security-Principles and Practices", Pearson Ed., ISBN- 978-81-317-1288-7
3. CK Shyamala et al., "Cryptography and Security", Wiley India Pvt. Ltd, ISBN-978-81-265-2285-9

@The CO-PO Mapping Matrix

CO/PO	PO1	PO2	PO3	PO4	PO5	PO6	PO7	PO8	PO9	PO 10	PO 11	PO 12
CO1	1	1	1	1	2	1	-	3	-	1	-	2
CO2	1	1	1	1	1	1	-	3	-	1	-	2
CO3	1	1	1	1	1	1	-	3	-	1	-	2
CO4	1	1	1	1	1	1	-	3	-	1	-	2

<http://collegedirectors.unipune.ac.in/sites/documents/Syllabus2020/Forms/AllItems.aspx>

#50/87

IQAC In-charge
 Rajiv Gandhi College of Engineering
 Karjule Harya, Tal. Parner
 Dist. Ahmednagar-414304



Principal
 R G COE, Karjule Harya.

AC5-II: Professional Ethics and Etiquettes**Prerequisites:** Business Communication Skill**Course Objectives:**

- To learn importance of ethics and the rules of good behavior for today's most common social and business situations
- To acquire basic knowledge of ethics to make informed ethical decisions when confronted with problems in the working environment
- To develop an understanding towards business etiquettes and the proper etiquette practices for different business scenarios
- To learn the etiquette requirements for meetings, entertaining, telephone, email and Internet business interaction scenario

Course Outcomes:

On completion of the course, learners will be able to

- CO1:** Summarize the principles of proper courtesy as they are practiced in the workplace
CO2: Apply proper courtesy in different professional situations
CO3: Practice and apply appropriate etiquettes in the working environment and day to day life
CO4: Build proper practices personal and business communications of Ethics and Etiquettes

Course Contents

- 1. Introduction to Ethics:** Basics, Difference Between Morals, Ethics, and Laws, Engineering Ethics: Purpose of Engineering Ethics-Professional and Professionalism, Professional Roles to be played by an Engineer, Uses of Ethical Theories, Professional Ethics, Development of Ethics.
- 2. Professional Ethics:** IT Professional Ethics, Ethics in the Business World, Corporate Social Responsibility, Improving Corporate Ethics, Creating an Ethical Work Environment, Including Ethical Considerations in Decision Making, Ethics in Information Technology, Common Ethical issues for IT Users, Supporting the Ethical Practices of IT users.
- 3. Business Etiquette:** ABC's of Etiquette, Developing a Culture of Excellence, The Role of Good Manners in Business, Enduring Words Making Introductions and Greeting People: Greeting Components, The Protocol of Shaking Hands, Introductions, Introductory Scenarios, Addressing Individuals Meeting and Board Room Protocol: Guidelines for Planning a Meeting, Guidelines for Attending a Meeting.
- 4. Professional Etiquette:** Etiquette at Dining, Involuntary Awkward Actions, How to Network, Networking Etiquette, Public Relations Office(PRO)'s Etiquettes, Technology Etiquette : Phone Etiquette, Email Etiquette, Social Media Etiquette, Video Conferencing Etiquette, interview Etiquette, Dressing Etiquettes: for interview, offices and social functions.

References Books:

1. Ghillyer, "Business Ethics Now", 3rd Edition, McGraw-Hill.
2. George Reynolds, "Ethics in Information Technology", Cengage Learning, ISBN-10:1285197151.
3. Charles E Harris, Micheat J. Rabins, "Engineering Ethics", Cengage Learning, ISBN- 13:978-1133934684,4th Edition.

@The CO-PO Mapping Matrix

CO\ PO	PO1	PO2	PO3	PO4	PO5	PO6	PO7	PO8	PO9	PO10	PO11	PO12
CO1	-	-	-	-	-	1	1	3	1	2	-	2
CO2	-	-	-	-	-	1	1	3	1	2	-	2
CO3	-	-	-	-	-	1	1	3	1	2	-	2
CO4	-	-	-	-	-	1	1	3	1	2	-	2

<http://collegecircularrs.unipune.ac.in/sites/documents/Syllabus2020/Forms/AllItems.aspx>

#51/87

AC5-III: MOOC- Learn New Skills (Full stack Developer)

Prerequisites: Programming Skills

Course Objectives:

- To understand the fundamental concepts in designing web based applications and applying frontend and backend technologies
- To understand the fundamental concepts in applying database techniques in application
- To progress the student towards term "industry ready engineer"

Course Outcomes:

On completion of the course, learners will be able to

CO1: Design and develop web application using frontend and backend technologies.

CO2: Design and develop dynamic and scalable web applications

CO3: Develop server side scripts

CO4: Design and develop projects applying various database techniques

Course Contents

Full stack Developer

1. HTML5
2. CSS3
3. Bootstrap
4. Vanilla JS (ES6+)
5. Flask or Django
6. Wagtail CMS
7. Node.js
8. MySQL
9. jQuery

Team Projects: Design and develop an e-commerce a dynamic, scalable and responsive web application. (Sample Project similar problem statements and be formulated).

Reference Books:

1. Laura Lemay, Rafe Colburn and Jennifer Kyrnin, "Mastering HTML, CSS & Javascript Web Publishing", SAMS, BPB Publications
2. DT Editorial Services " HTML 5 Black Book (Covers CSS3, JavaScript, XML, XHTML, AJAX, PHP, jQuery)" 2Ed , Dreamtech Press.

@The CO-PO Mapping Matrix

CO\ PO	PO1	PO2	PO3	PO4	PO5	PO6	PO7	PO8	PO9	PO 10	PO 11	PO 12
CO1	3	3	3	3	3	1	1	1	1	1	1	1
CO2	3	3	3	3	3	1	1	1	1	1	1	1
CO3	3	3	3	3	3	1	1	1	1	1	1	1
CO4	3	3	3	3	3	1	1	1	1	1	1	1

AC5-IV: Engineering Economics

Engineering economics is one of the most practical subject matters in the engineering curriculum, but it is an always challenging, ever-changing discipline. Engineers are planners and builders. They are also problem solvers, manager, decision makers. Engineering economics touches of these activities.

Course Objectives:

- To understand engineering economics and money management
- To understand financial project analysis
- To estimate project cost and apply for business
- To understand making financial decisions when acting as team member or manager in the engineering project

Course Outcomes:

On completion of the course, learners will be able to

- CO1:** Understand economics, the cost money and management in engineering
CO2: Analyze business economics and engineering assets evaluation
CO3: Evaluate project cost and its elements for business
CO4: Develop financial statements and make business decisions

Course Contents

- 1. Understanding money and its management:** Engineering Economic Decisions, Time value of money, Money management, Equivalence calculations.
- 2. Evaluating business and engineering assets:** Present worth analysis, Annual equivalence Analysis, Rate of Return Analysis, Benefit Cost Analysis.
- 3. Development project cash flow:** Accounting of Income Taxes, Project cash flow Analysis, Handling Project Uncertainty.
- 4. Special topics in Engineering Economics:** Replacement decisions, understanding financial statements.

Reference Books :

1. Chan S Park, "Fundamentals of Engineering Economics", Pearson, ISBN-13: 9780134870076
2. James Riggs, "Engineering Economics", Tata McGraw-Hill, ISBN – 13: 9780070586703

@The CO-PO Mapping Matrix

CO\ PO	PO1	PO2	PO3	PO4	PO5	PO6	PO7	PO8	PO9	PO 10	PO 11	PO 12
CO1	1	1	1	-	-	-	-	-	2	2	3	1
CO2	1	1	1	-	-	-	-	-	2	2	3	1
CO3	1	1	1	-	-	-	-	-	2	2	3	1
CO4	1	1	1	-	-	-	-	-	2	2	3	1

AC5-V: Foreign Language (Japanese) Module 3

Prerequisites: We recommend that candidates should have previously completed AC3-V(210251) and AC4-V (210260)

Course Objectives:

- To open up more doors and job opportunities
- To introduce to Japanese society, culture and entertainment

Course Outcomes:

On completion of the course, learners will be able to

- CO1:** Apply language to communicate confidently and clearly in the Japanese language
CO2: Understand and use Japanese script to read and write
CO3: Apply knowledge for next advance level reading, writing and listening skills
CO4: Develop interest to pursue further study, work and leisure

Course Contents

1. The Kanji: Brief Historical Outline, Introduction to Kanji, From Pictures to characters
2. Read and Write 58 Kanji Characters, talk about yourself/family/others, things, time, events, and activities-in the present, future, and past tense; shop at stores and order food at restaurants;
3. Lessons: Karate, Park(Playground), The Grandpa's Inaka, The Sun and the Moon, My little sister, Rice Fields, My Teacher, People who Exit and People who Enter.

Reference Books :

1. Japanese Kanji and Kana, "A complete guide to the Japanese writing system", Wolfgang Hadamitzky & Mark Spahn, Tuttle Publishing, Third edition ISBN: 978-1-4629-1018-2 (eBook)
2. Banno, Eri, Yoko Ikeda, et al. Genki I, "An Integrated Course in Elementary Japanese", 2nd ed. Japan Times/Tsai Fong Books, 2011. ISBN: 9784789014403.
3. Anna Sato and Eriko Sato, "My First Japanese Kanji Book, Learning kanji the fun and easy way", TUTTLE PUBLISHING, First Edition ISBN: 978-1-4629-1369-5 (eBook)

@The CO-PO Mapping Matrix

CO\ PO	PO1	PO2	PO3	PO4	PO5	PO6	PO7	PO8	PO9	PO 10	PO 11	PO 12
CO1	-	-	-	-	-	-	-	-	1	3	1	1
CO2	-	-	-	-	1	-	-	-	-	3	1	1
CO3	-	-	-	-	1	-	-	-	-	3	2	2
CO4	-	-	-	-	-	-	-	-	-	1	-	1



AC6-I Digital and Social Media Marketing**Prerequisites:** Internet Technologies**Course Objectives:**

- To understand the importance of digital marketing
- To understand the social media and marketing
- To understand the effective marketing strategies and ways

Course Outcomes:

On completion of the course, learners will be able to

- CO1:** Understand the fundamentals and importance of digital marketing
- CO2:** Use the power of social media for business marketing
- CO3:** Analyze the effectiveness of digital marketing and social media over traditional process

Course Contents

1. A Framework for Digital Marketing
2. Domain Names, Email, and Hosting
3. Yes, You need a Website
4. The Three Components of a Modern Website: Mobile, Fast, and Accessible
5. Lock It Down: Digital Privacy, Data Security, and the Law
6. Social Media
7. Email Marketing
8. Online Advertising

Reference Books :

1. Avery Swartz, "See You on the Internet: building your small business with Digital Marketing", ISBN 978-1-989603-08-6.
2. Social Media Marketing Workbook (2021): How to Use Social Media for Business (2021 Social Media Marketing 1).

@The CO-PO Mapping Matrix

CO\PO	PO1	PO2	PO3	PO4	PO5	PO6	PO7	PO8	PO9	PO10	PO11	PO12
CO1	1	1	-	1	-	1	-	1	-	-	-	-
CO2	-	1	2	-	1	-	-	-	-	-	1	-
CO3	2	-	2	2	1	-	1	-	-	-	-	-

AC6-II Sustainable Energy Systems**Prerequisites:** General awareness of environment and natural resources of energy**Course Objectives:**

- To understand the importance of sustainable energy systems development
- To create awareness about renewable energy sources and technologies
- To learn about adequate inputs on a variety of issues in harnessing renewable energy
- To recognize current and possible future role of renewable energy sources

Course Outcomes:

On completion of the course, learners will be able to

CO1: Comprehend the importance of Sustainable Energy Systems**CO2:** Correlate the human population growth and its trend to the natural resource degradation and develop the awareness about his/her role towards Sustainable Energy Systems protection**CO3:** Identify different types of natural resource pollution and control measures**CO4:** Correlate the exploitation and utilization of conventional and non-conventional resources**Course Contents**

- 1. Wind Energy:** Power in the Wind, Types of Wind Power Plants (WPPs), Components of WPPs, Working of WPPs, Siting of WPPs, Grid integration issues of WPPs.
- 2. Solar Pv and Thermal Systems:** Solar Radiation, Radiation Measurement, Solar Thermal Power Plant, Central Receiver Power Plants, Solar Ponds, Thermal Energy storage system with PCM, Solar Photovoltaic systems: Basic Principle of SPV conversion, Types of PV Systems, Types of Solar Cells, Photovoltaic cell concepts: Cell, module, array, PV Module I-V Characteristics, Efficiency and Quality of the Cell, series and parallel connections, maximum power point tracking, Applications.
- 3. Other Energy Sources:** Tidal Energy: Energy from the tides, Barrage and Non Barrage Tidal power systems. Wave Energy: Energy from waves, wave power devices. Ocean Thermal Energy Conversion (OTEC), Hydrogen Production and Storage. Fuel cell: Principle of working, various types, construction and applications. Energy Storage System, Hybrid Energy Systems.

Reference Books :

1. Joshua Earnest, Tore Wizeliu, "Wind Power Plants and Project Development", PHI Learning Pvt.Ltd, New Delhi, 2011.
2. D.P.Kothari, K.C Singal, Rakesh Ranjan, "Renewable Energy Sources and Emerging Technologies", PHI Learning Pvt.Ltd, New Delhi, 2013.
3. A.K.Mukerjee and Nivedita Thakur, "Photovoltaic Systems: Analysis and Design", PHI Learning Private Limited, New Delhi, 2011

@The CO-PO Mapping Matrix

CO\PO	PO1	PO2	PO3	PO4	PO5	PO6	PO7	PO8	PO9	PO10	PO 11	PO12
CO1	-	-	-	-	-	-	1	-	-	-	-	-
CO2	-	-	-	-	-	-	2	-	-	-	-	1
CO3	-	-	-	-	-	-	1	-	-	-	-	-
CO4	-	-	-	-	-	2	2	-	-	-	-	2

AC6-III Leadership and Personality Development**Prerequisites:** General awareness of communication and relationship.**Course Objectives:**

- To understand the importance of communication
- To create awareness about teamwork and people skills
- To know thyself
- To recognize current and possible future of new-age thinking

Course Outcomes:

On completion of the course, learners will be able to

CO1: Express effectively through communication and improve listening skills**CO3:** Develop effective team leadership abilities.**CO4:** Explore self-motivation and practicing creative/new age thinking.**CO5:** Operate effectively in heterogeneous teams through the knowledge of team work, people skills and leadership qualities.**Course Contents****1. Communication :**

Listening Skills, Communication - 7 C's, Vision and Charisma, Planning and Organizing - Complex Tasks and Ideas --> Actionable Tasks, Presentation Skills.

2. Teamwork and People Skills :

Talent Picking skills, Strong networking and Employee engagement, Coach and Mentor the team, Influencing, Delegate and Empower, Generous, open communicator, Patience and Clarity of Mind, Inspire and Motivate, Ensure Team Cohesion, Empathy, Trust and Reliability.

3. New-age Thinking :

Strategic Thinking, Critical and Lateral Thinking, Problem Solving Skills, Flexibility, Change Management – VUCA.

4. Self-Awareness :

What is Self? – Real, Ideal and Social Self, Concepts related to Self - Self Concept, Self-Presentation, Self-Regulation and Impression Management, Definition and Causes of Prejudice, Relationship between Prejudice, Discrimination and Exclusion, Application – Attitudinal Change and Reducing Prejudices, Self Esteem and Self Awareness, SWOT – JOHARI, Self Esteem Quiz, Introduce Your Partner, Self Introduction - How to sell yourself?- appearance, voice modulation, verbal(simple language), Motivation and Optimism, Positive Emotions and Success:

Reference Books :

1. Paul Sloane, "The Leader's Guide to Lateral Thinking Skills Unlocking the Creativity and Innovation in You and Your Team", 2006
2. Ronald Bennett, Elaine Millam, "Leadership for engineers : the magic of mindset"
3. Urmila Rai and S.M. Rai, "Business Communication", Himalay Publication House
4. Baron R, Byrne D, Branscombe N, Bharadwaj G (2009), "Social Psychology, Indian adaptation", Pearson , New Delhi
5. Baumgartner S.R, Crothers M.K. (2009) "Positive Psychology", Pearson Education.

@The CO-PO Mapping Matrix

CO\ PO	PO1	PO2	PO3	PO4	PO5	PO6	PO7	PO8	PO9	PO10	PO11	PO12
CO1	1	-	-	-	-	2	-	1	1	3	-	2

<http://collegecirculars.unipune.ac.in/sites/documents/Syllabus2020/Forms/AllItems.aspx>

#99/87

IQAC In-charge
Rajiv Gandhi College of Engineering
Karjule Harya, Tal. Parner
Dist. Ahmednagar-414204



Principal
R G COE, Karjule Harya.

CO2	-	-	-	-	-	-	-	1	-	2	1	2
CO3	-	-	-	-	-	1	-	-	2	1	-	1
CO4	-	-	-	-	-	-	-	1	-	-	2	1

AC6-IV: Foreign Language (Japanese) Module 4

Prerequisites: We recommend that candidates should have previously completed AC3-V(210251), AC4-V (210260) and AC-5(310250)

Course Objectives:

- To open up more doors and job opportunities
- To introduce to Japanese society, culture and entertainment

Course Outcomes:

On completion of the course, learner will be able to

- CO1:** Have the ability to communicate confidently and clearly in the Japanese language
CO2: Understand the nature of Japanese script
CO3: Get introduced to reading, writing and listening skills
CO4: Develop interest to pursue further study, work and leisure

Course Contents

- Introduction to types of adjectives (i and na)
- Formation of adjectives (according to tense / negative / affirmative)
- Introduction to more particles
- Making sentences using various particles / verbs / adjectives
- Topic based vocabulary (Places / Train travel related / Technical Katakana words)
- More verb forms (te form, ta form, nai form, root verb etc.)
- Question words
- Further 25 Kanjis
- Scenario based conversation practice / skits / role plays (At the market, At the hospital etc.)

Reference Books :

- Minna No Nihongo, "Japanese for Everyone", Elementary Main Text book1-1 (Indian Edition), Goyal Publishers and Distributors Pvt.Ltd.
- <http://www.tcs.com> (http://www.tcs.com/news_events/press_releases/Pages/TCS-Inaugurates-Japan-centric-Delivery-Center-Pune.aspx)
- Kazuko Karasawa, Mikiko Shibuya, "Nihongo Challenge N4 N5 Kannji Tomoko Kigami", ISBN-10 4872177576, Ask Publishing Co.,Ltd.

@The CO-PO Mapping Matrix

CO/PO	PO1	PO2	PO3	PO4	PO5	PO6	PO7	PO8	PO9	PO 10	PO 11	PO 12
CO1	-	-	-	-	-	-	-	-	1	3	1	1
CO2	-	-	-	-	1	-	-	-	-	3	1	1
CO3	-	-	-	-	1	-	-	-	-	3	2	2
CO4	-	-	-	-	-	-	-	-	-	1	-	1

AC6-V: MOOC- Learn New Skills

Prerequisites: Software Engineering (210253)

Course Objectives:

- To understand the fundamentals of DevOps
- To understand the Agility and ways of Agility
- To understand the software development using Agility approach

Course Outcomes:

On completion of the course, learner will be able to

- CO1:** Illustrate the agility and principles
CO2: Understand the software development using agile methodology
CO3: Apply DevOps for the software product development
CO4: Develop software products for early delivery through continual feedback and learning

Course Contents

1. **THE THREE WAYS :** Agile, continuous delivery and the three ways, The First Way: The Principles of Flow, The Second Way: The Principle of Feedback, The Third Way: The Principles of Continual Learning.
2. **WHERE TO START :** Selecting which value stream to start with, Understanding the work in our value stream..., How to design our organization and architecture, How to get great outcomes by integrating operations into the daily work for development.
3. **THE FIRST WAY: THE TECHNICAL PRACTICES OF FLOW :** Create the foundations of our deployment pipeline, Enable fast and reliable automated testing, Enable and practice continuous integration, Automate and enable low-risk releases, Architect for low-risk releases.
4. **THE SECOND WAY: THE TECHNICAL PRACTICES OF FEEDBACK :** Create telemetry to enable seeing and solving problems, Analyze telemetry to better anticipate problems, Enable feedback so development and operation can safely deploy code, Integrate hypothesis-driven development and A/B testing into our daily work, Create review and coordination processes to increase quality of our current work.
5. **THE THRID WAY: THE TECHNICAL PRACTICES OF CONTINUAL LEARNING :** Enable and inject learning into daily work, Convert local discoveries into global improvements, Reserve time to create organizational learning, Information security as everyone's job, every day, Protecting the deployment pipeline.

Reference Books :

1. Gene Kim, Jez Humble, Petrick Debois, "The DevOps Handbook: How to Create World-Class Agility, Reliability, and Security in Technology Organizations"
2. Len Bass, Ingo Weber, Liming Zhu, "DevOps: A Software Architect's Perspective " Publisher(s): Addison-Wesley Professional, ISBN: 9780134049885

@The CO-PO Mapping Matrix

CO\PO	PO1	PO2	PO3	PO4	PO5	PO6	PO7	PO8	PO9	PO 10	PO 11	PO 12
CO1	1	1	2	1	3	1	-	1	-	1	-	-
CO2	-	3	2	2	1	-	-	-	1	1	-	1
CO3	2	3	1	1	-	1	1	-	-	-	-	1
CO4	2	1	1	3	1	-	1	1	-	1	1	1



Savitribai Phule Pune University
Fourth Year of Engineering (2019 Course)
410249: Audit Course 7

In addition to credits, it is recommended that there should be audit course, in preferably in each semester starting from second year in order to supplement students' knowledge and skills. Student will be awarded the bachelor's degree if he/she earns specified total credit [1] and clears all the audit courses specified in the curriculum. The student will be awarded grade as AP on successful completion of audit course. The student may opt for one of the audit courses per semester, starting in second year first semester. Though not mandatory, such a selection of the audit courses helps the learner to explore the subject of interest in greater detail resulting in achieving the very objective of audit course's inclusion. List of options offered is provided. Each student has to choose one audit course from the list per semester. Evaluation of audit course will be done at Institute level itself. Method of conduction and method of assessment for audit courses are suggested.

Criteria

The student registered for audit course shall be awarded the grade AP (Audit Course Pass) and shall be included such AP grade in the Semester grade report for that course, provided student has the minimum attendance as prescribed by the Savitribai Phule Pune University and satisfactory performance and secured a passing grade in that audit course. No grade points are associated with this 'AP' grade and performance in these courses is not accounted in the calculation of the performance indices SGPA and CGPA. Evaluation of audit course will be done at Institute level itself [1]

Guidelines for Conduction and Assessment (Any one or more of following but not limited to):

- | | |
|--|---|
| <ul style="list-style-type: none"> • Lectures/ Guest Lectures • Visits (Social/Field) and reports • Demonstrations or presentations | <ul style="list-style-type: none"> • Surveys • Mini-Project • Hands on experience on focused topic |
|--|---|

Course Guidelines for Assessment (Any one or more of following but not limited to):

- Written Test
- Demonstrations/ Practical Test
- Presentation or Report

Audit Course 5 Options

Audit Course Code	Audit Course Title
AC7-I	MOOC- Learn New Skills
AC7-II	Entrepreneurship Development
AC7-III	Botnet of Things
AC7-IV	3D Printing
AC7-V	Industrial Safety and Environment Consciousness

Syllabus for Fourth Year of Computer Engineering

IAC In-charge
 Raji. Candhi College of Engineering
 Karjule Harya, Tal. Parner
 Dist. Ahmednagar-414304



#60/128

Principal
 R G COE, Karjule Harya.



Savitribai Phule Pune University
Fourth Year of Engineering (2019 Course)
410249: Audit Course 7
AC7 – I: MOOC-learn New Skill

This course aims to create awareness among the students regarding various courses available under MOOC and learn new skills through these courses.

Course Objectives:

- To promote interactive user forums to support community interactions among students, professors, and experts
- To promote learn additional skills anytime and anywhere
- To enhance teaching and learning on campus and online

Course Outcomes:

On completion of the course, , students will be able to
 CO1: To acquire additional knowledge and skill.

About Course

MOOCs (Massive Open Online Courses) provide affordable and flexible way to learn new skills, pursue lifelong interests and deliver quality educational experiences at scale. Whether you're interested in learning for yourself, advancing your career or leveraging online courses to educate your workforce, SWYAM, NPTEL, edx or similar ones can help. World's largest SWAYAM MOOCs, a new paradigm of education for anyone, anywhere, anytime, as per your convenience, aimed to provide digital education free of cost and to facilitate hosting of all the interactive courses prepared by the best more than 1000 specially chosen faculty and teachers in the country. SWAYAM MOOCs enhances active learning for improving lifelong learning skills by providing easy access to global resources.

SWAYAM is a programme initiated by Government of India and designed to achieve the three cardinal principles of Education Policy viz., access, equity and quality. The objective of this effort is to take the best teaching learning resources to all, including the most disadvantaged. SWAYAM seeks to bridge the digital divide for students who have hitherto remained untouched by the digital revolution and have not been able to join the mainstream of the knowledge economy. This is done through an indigenous developed IT platform that facilitates hosting of all the courses, taught in classrooms from 9th class till post-graduation to be accessed by anyone, anywhere at any time. All the courses are interactive, prepared by the best teachers in the country and are available, free of cost to the residents in India. More than 1,000 specially chosen faculty and teachers from across the Country have participated in preparing these courses.

The courses hosted on SWAYAM is generally in 4 quadrants – (1) video lecture, (2) specially prepared reading material that can be downloaded/printed (3) self-assessment tests through tests and quizzes and (4) an online discussion forum for clearing the doubts. Steps have been taken to enrich the learning experience by using audio-video and multi-media and state of the art pedagogy / technology. In order to ensure best quality content are produced and delivered, seven National Coordinators have been appointed: They are NPTEL for engineering and UGC for post-graduation education.

Guidelines:

Instructors are requested to promote students to opt for courses (not opted earlier) with proper mentoring. The departments will take care of providing necessary infrastructural and facilities for the learners.

References:

1. <https://swayam.gov.in/>
2. <https://onlinecourses.nptel.ac.in/>
3. <https://www.edx.org>

Syllabus for Fourth Year of Computer Engineering

IPAC in-charge
 Raj. Co. III College of Engineering
 Karjule Harya, Tal. Pamer
 Dist. Ahmednagar-414304



#66/128

Principal
R G COE, Karjule Harya

Savitribai Phule Pune University, Pune
Fourth Year of Computer Engineering (2019 Course)
410249: Audit Course 7
AC7 – II: Entrepreneurship Development

This Course aims at instituting Entrepreneurial skills in the students by giving an overview of, who the entrepreneurs are and what competences are needed to become an entrepreneur

Course Objectives:

- To introduce the aspects of Entrepreneurship
- To acquaint with legalities in product development
- To understand IPR, Trademarks, Copyright and patenting
- To know the facets of functional plans, Entrepreneurial Finance and Enterprise Management

Course Outcomes:

On completion of the course, learner will be able to–

- CO1: Understand the legalities in product development
- CO2: Undertake the process of IPR, Trademarks, Copyright and patenting
- CO3: Understand and apply functional plans
- CO4: Manage Entrepreneurial Finance
- CO5: Inculcate managerial skill as an entrepreneur

Course Contents

1. Introduction: Concept and Definitions, Entrepreneur v/s Intrapreneur; Role of entrepreneurship in economic development; Entrepreneurship process; Factors impacting emergence of entrepreneurship; Managerial versus entrepreneurial Decision Making; Entrepreneur v/s Investors; Entrepreneurial attributes and characteristics; Entrepreneurs versus inventors; Entrepreneurial Culture; Women Entrepreneurs; Social Entrepreneurship; Classification and Types of Entrepreneurs; EDP Programmers; Entrepreneurial Training; Traits/Qualities of an Entrepreneurs.

2. Creating Entrepreneurial Venture : Generating Business idea- Sources of Innovation, methods of generating ideas, Creativity and Entrepreneurship; Business planning process; Drawing business plan; Business plan failures; Entrepreneurial leadership – components of entrepreneurial leadership; Entrepreneurial Challenges; Legal issues – forming business entity, considerations and Criteria, requirements for formation of a Private/Public Limited Company, Intellectual Property Protection - Patents Trademarks and Copyrights.

3. Functional plans: Marketing plan–for the new venture, environmental analysis, steps in preparing marketing plan, marketing mix, contingency planning; Organizational plan – designing organization structure and Systems; Financial plan – pro forma income statements, Ratio Analysis.

4. Entrepreneurial Finance: Debt or equity financing, Sources of Finance - Commercial banks, private placements, venture capital, financial institutions supporting entrepreneurs; Lease Financing; Funding opportunities for Startups in India. **5. Enterprise Management:** Managing growth and sustenance- growth norms; Factors for growth; Time management, Negotiations, Joint ventures, Mergers and acquisition

Books:

1. Kumar, Arya, " Entrepreneurship: Creating and Leading an Entrepreneurial Organization", Pearson ISBN-10: 8131765784; ISBN-13: 978-8131765784
2. Hishrich., Peters, " Entrepreneurship: Starting, Developing and Managing a New Enterprise", ISBN 0-256-14147- 9
3. Irwin Taneja, "Entrepreneurship," Galgotia Publishers. ISBN: 978-93-84044-82-4
4. Charantimath, Poornima, "Entrepreneurship Development and Small Business Enterprises," Pearson Education, ISBN, 8177582607, 9788177582604.

Syllabus for Fourth Year of Computer Engineering

IQAC In-charge

Rajiv Gandhi College of Engineering
 Karjule Harya, Tal. Pamer
 Dist. Ahmednagar-414304



#67/128

Principal
 R G COE, Karjule Harya

Savitribai Phule Pune University, Pune
Fourth Year of Computer Engineering (2019 Course)
410249: Audit Course 7
AC7 – III: Botnet of Things

This course aims to provide an understanding of the various security attacks and knowledge to recognize and remove common coding errors that lead to vulnerabilities. It gives an outline of the techniques for developing a secure application.

Course Objectives:

- To Understand the various IoT Protocols
- To Understand the IoT Reference Architecture and Real World Design Constraints
- To learn the concept of Botnet

Course Outcomes:

On completion of the course, learner will be able to–

CO1: Implement security as a culture and show mistakes that make applications vulnerable to attacks.

CO2: Understand various attacks like DoS, buffer overflow, web specific, database specific, web -spoofing attacks.

CO3: Demonstrate skills needed to deal with common programming errors that lead to most security problems and to learn how to develop secure applications

Course Contents

1. Introduction

2. IRC-Based Bot Networks

3. Anatomy of a Botnet: The Gaobot Worm

4. IoT Sensors and Security : Sensors and actuators in IoT, Communication and networking in IoT, Real-time data collection in IoT, Data analytics in IoT , IoT applications and requirements, Security threats and techniques in IoT, Data trustworthiness and privacy in IoT, Balancing utility and other design goals in IoT , Future of Botnets in the Internet of Things, Thingbots, Elements of Typical IRC Bot Attack , Malicious use of Bots and Botnet

5. Service Layer Protocols and Security : Security: PHP Exploits, Cross-Site Scripting and Other Browser-Side Exploits, Bots and Botnets, Service Layer -oneM2M, ETSI M2M, OMA, BBF – Security in IoT Protocols –MAC 802.15.4 , 6LoWPAN, RPL, Application Layer Transport and Session layer protocols-transport Layer (TCP, MPTCP, UDP, DCCP, SCTP) - (TLS, DTLS) –

Session Layer - HTTP, CoAP, XMPP, AMQP, MQTT

Books:

1. Bernd Scholz - Reiter, Florian Michahelles, “Architecting the Internet of Things”, Springer ISBN 978 –3 – 642 – 19156 - 5 e - ISBN 978 – 3 -642 - 19157 - 2,
2. Threat Modeling, Frank Swiderski and Window Snyder, Microsoft Professional, 1 st Edition 2004
3. Gunter Ollmann 2007. The Phishing Guide Understanding and Preventing Phishing Attacks. IBM Internet Security Systems.
4. Daniel Minoli, “Building the Internet of Things with IPv6 and MIPv6: The Evolving World of M2M Communications”, ISBN: 978 – 1 – 118 – 47347 - 4, Willy Publications
5. White Papers :- <https://www.sans.org/reading-room/whitepapers/malicious/bots-botnet-overview-1299>
6. <https://www-01.ibm.com/marketing/iwm/dre>
Mike Kuniavsky, “Smart Things: Ubiquitous Computing User Experience Design,” Morgan Kaufmann Publishers.

Syllabus for Fourth Year of Computer Engineering

IQAC In-charge

Rajiv Gandhi College of Engineering
 Karjule Harya, Tal. Pamer
 Dist. Ahmednagar-414304



#68/128

Principal
 R G COE, Karjule Harya

Savitribai Phule Pune University
Fourth Year of Engineering (2019 Course)
410249: Audit Course 7
AC7 – IV: 3D Printing

This course aims to provide knowledge of 3D printing devices and explore the business side of 3D printing.

Course Objectives:

- To **acquire** basic knowledge of drafting terminology and construction of geometrical figures using drawing instruments, procedure to prepare a drawing sheet as per SP-46:2003
- To **inculcate** skill of technical sketching, multi-view drawings, Lettering, tolerance, and metric construction
- To **impart** practical aspects to generate detailed and assembly views with dimensions, annotations, in 3D Modeling software.
- To **develop** prototype/ end use product for 3D Printing

Course Outcomes:

On completion of the course, learner will be able to–

CO1: Understand the basic knowledge of Shop Floor Safety rules and regulations basics of Machinetools and 3D printing machines

CO2: Understand the concept of concept of technical sketching, multi-view drawings, Lettering, tolerance, and metric construction

CO3: Identify and Distinguish drafting terminologies and construction of geometrical figures using drawing instruments, procedure to prepare a drawing sheet as per SP-46:2003

CO4: Describe and Explain practical aspects to generate detailed and assembly views with dimensions, annotations, in 3D Modeling software.

CO5: Apply concepts and **Fabricate** the simple mechanical parts, prototype/ end use product for 3D Printing

Course Contents

- 1. Getting Started with 3D Printing:** How 3D Printers Fit into Modern Manufacturing, Exploring the Types of 3D Printing, Exploring Applications of 3D Printing.
- 2. Outlining 3D Printing Resources:** Identifying Available Materials for 3D Printing, Identifying Available Sources for 3D Printable Objects.
- 3. Exploring the Business Side of 3D Printing:** Commoditizing 3D Printing, Understanding 3D Printing's Effect on Traditional lines of Business, Reviewing 3D Printing Research.
- 4. Employing Personal 3D printing Devices:** Exploring 3D printed Artwork, Considering Consumer level 3D Printers, Deciding on RepEap of Your Own.

Books:

1. Richard Horne, Kalani Kirk Hausman, "3D Printing for Dummies", Taschenbuch, ISBN: 9781119386315
2. Greg Norton, "3D Printing Business - 3D Printing for Beginners - How to 3D Print", ISBN: 9781514785669
2. Liza Wallach Kloski and Nick Kloski, "Getting Started with 3D Printing: A Hands-on Guide to the Hardware, Software, and Services Behind the New Manufacturing Revolution", Maker Media, ISBN: 1680450204
4. Jeff Heldrich, "3D Printing: Tips on Getting Started with 3D Printing to Help you make Passive income for your Business"

Syllabus for Fourth Year of Computer Engineering

IQAC In-charge
 Rajiv Gandhi College of Engineering
 Karjule Harya, Tal. Pamer,
 Dist. Ahmednagar-414004



#69/128

Principal
R G COE, Karjule Harya.

Savitribai Phule Pune University, Pune
Fourth Year of Computer Engineering (2019 Course)
410249: Audit Course 7

AC7 – V: Industrial Safety and Environment Consciousness

This course aims to provide knowledge of industrial safety performance planning and accident prevention.

Course Objectives:

- To understand Industrial hazards and Safety requirements with norms
- To learn the basics of Safety performance planning
- To know the means of accident prevention
- To understand the impact of industrialization on environment
- To know the diversified industrial requirements of safety and security

Course Outcomes:

On completion of the course, learner will be able to–

- CO1: Develop the plan for Safety performance
- CO2: Demonstrate the action plan for accidents and hazards
- CO3: Apply the safety and security norms in the industry
- CO4: Evaluate the environmental issues of Industrialization

Course Contents

1. Introduction: Elements of safety programming, safety management, Upgrading developmental programmers: safety procedures and performance measures, education, training and development in safety.

2. Safety Performance Planning

Safety Performance: An overview of an accident, It is an accident, injury or incident, The safety professional, Occupational health and industrial hygiene. Understanding the risk: Emergency preparedness and response, prevention of accidents involving hazardous substances.

3. Accident Prevention

What is accident prevention?, Maintenance and Inspection, Monitoring Techniques, General Accident Prevention, Safety Education and Training.

4. Organization Safety

Basic Elements of Organized Safety, Duties of Safety Officer, Safe work Practices, Safety Sampling and Inspection, Job Safety Analysis(JSA), Safety Survey, On- site and Off-site Emergency Plan, Reporting of Accidents and Dangerous Occurrences.

5. Industrial Pollution

Introduction, Work Environment; Remedy, pollution of Marine Environment and Prevention, Basic Environmental Protection Procedures, Protection of Environment in Global Scenario, Greenhouse Gases, Climate Change Impacts, GHG Mitigation Options, Sinks and Barriers,

6. Industrial Security(Industry wise)

General security Systems in Factories, Activation Security, Computer Security, Banking Security, V.I.P. Security, Women Security, Event Security, Security in Open Environments.

Books :

1. Basudev Panda ,“Industrial Safety, Health Environment and Security”,Laxmi Publications, ISBN-10: 9381159432, 13: 978-9381159439
2. L.M. Deshmukh, “Industrial Safety Management”, TMH , ISBN: 9780070617681

Syllabus for Fourth Year of Computer Engineering

IG & C In-charge

Raj. Gandhi College of Engineering
 Karjule Harya, Tal. Pamer
 Dist. Ahmednagar-414304



#70/128

Principal
R G COE, Karjule Harya.



Savitribai Phule Pune University
Fourth Year of Engineering (2019 Course)
410257: Audit Course 8



In addition to credits, it is recommended that there should be audit course, in preferably in each semester starting from second year in order to supplement students' knowledge and skills. Student will be awarded the bachelor's degree if he/she earns specified total credit [1] and clears all the audit courses specified in the curriculum. The student will be awarded grade as AP on successful completion of audit course. The student may opt for one of the audit courses per semester, starting in second year first semester. Though not mandatory, such a selection of the audit courses helps the learner to explore the subject of interest in greater detail resulting in achieving the very objective of audit course's inclusion. List of options offered is provided. Each student has to choose one audit course from the list per semester. Evaluation of audit course will be done at Institute level itself. Method of conduction and method of assessment for audit courses are suggested.

Criteria

The student registered for audit course shall be awarded the grade AP (Audit Course Pass) and shall be included such AP grade in the Semester grade report for that course, provided student has the minimum attendance as prescribed by the Savitribai Phule Pune University and satisfactory performance and secured a passing grade in that audit course. No grade points are associated with this 'AP' grade and performance in these courses is not accounted in the calculation of the performance indices SGPA and CGPA. Evaluation of audit course will be done at Institute level itself [1]

Guidelines for Conduction and Assessment (Any one or more of following but not limited to):

- | | |
|--|---|
| <ul style="list-style-type: none"> • Lectures/ Guest Lectures • Visits (Social/Field) and reports • Demonstrations or presentations | <ul style="list-style-type: none"> • Surveys • Mini-Project • Hands on experience on focused topic |
|--|---|

Course Guidelines for Assessment (Any one or more of following but not limited to):

- Written Test
- Demonstrations/ Practical Test
- Presentation or Report

Audit Course 5 Options

Audit Course Code	Audit Course Title
AC8-I	Usability Engineering
AC8- II	Conversational Interface
AC8-III	Social Media and Analytics
AC8-IV	MOCC-Learn New Skills
AC8-V	Emotional Intelligence

Syllabus for Fourth Year of Computer Engineering

IQAC In-charge

Rajiv Gandhi College of Engineering
 Karjule Harya, Tal. Parmar
 Dist. Ahmednagar-414304



#119/128

Principal
R G COE, Karjule Harya.

**Savitribai Phule Pune University, Pune Fourth
Year of Computer Engineering (2019 Course)
410257: Audit Course 8
AC8 – I: Usability Engineering**

In this course you will have a hands-on experience with usability evaluation and user-centered design. This course will not help to learn how to implement user interfaces, but rather how to design based on the needs of users, which you will determine, and learn how to evaluate your designs rigorously. This helps in knowing more about the usability; human computer interaction, the psychological aspects of computing, evaluation.

Course Objectives:

- To understand the human centered design process and usability engineering process and their roles in system design and development.
- To know usability design guidelines, their foundations, assumptions, advantages, and weaknesses
- Understand the user interface based on analysis of human needs and prepare a prototype system

Course Outcome:

On completion of the course, learner will be able to–

- CO1: Describe the human centered design process and usability engineering process and their roles in system design and development.
- CO2: Discuss usability design guidelines, their foundations, assumptions, advantages, and weaknesses.
- CO3: Design a user interface based on analysis of human needs and prepare a prototype system.
- CO4: Assess user interfaces using different usability engineering techniques.
- CO5: Present the design decisions.

Course Contents:

1. What Is Usability?: Usability and Other Considerations, Definition of Usability, Example: Measuring the Usability of Icons, Usability Trade-Offs, Categories of Users and Individual User Differences
2. Usability in Software Development : The Emergence of Usability, Human Computer Interaction, Usability Engineering
3. The usability Engineering Lifecycle: Requirement Analysis, Design, Testing, Development
4. Usability Assessment Methods beyond Testing
5. International User Interfaces


Books:

1. Mary Beth Rosson, John Millar Carroll, "Usability Engineering: Scenario-based Development of Human-Computer Interaction"
2. Jakob Nielsen, "Usability Engineering"
1. Deborah J. Mayhew, "The usability engineering lifecycle"

Syllabus for Fourth Year of Computer Engineering

In-charge
Kaj. Gandhi College of Engineering
Karjule Harya, Tal. Pamer
Dist. Ahmednagar-414304



#120/128

Principal
R G COE, Karjule Harya.

Savitribai Phule Pune University, Pune
Fourth Year of Computer Engineering (2019 Course)
410257: Audit Course 8
AC8 – II: Conversational Interfaces

Effective information security at the enterprise level requires participation, planning, and practice. It is an ongoing effort that requires management and staff to work together from the same script. Fortunately, the information security community has developed a variety of resources, methods, and best practices to help modern enterprises address the challenge. Unfortunately, employing these tools demands a high degree of commitment, understanding, and skill attributes that must be sustained through constant awareness and training.

Course Objectives:

- To understand the basics of conversation
- To know the interactive environments for conversational skills
- To acquaint with the speech to text and text to speech techniques

Course Outcome:

On completion of the course, learner will be able to–

- CO1: Develop an effective interface for conversation
- CO2: Explore advanced concepts in user interface

Course Contents:

1. **Introduction to Conversational Interface:** Preliminaries, Developing a speech based Conversational Interface, Conversational Interface and devices.
2. **A technology of Conversation:** Introduction, Conversation as Action, The structure of Conversation, The language of Conversation.
3. **Developing a Speech-Based Conversational Interface:** Implementing Text to Speech: Text Analysis, Wave Synthesis, Implementing Speech Recognition: Language Model, Acoustic Model, Decoding. Speech Synthesis Markup Language.
4. **Advanced voice user interface design**

Books:

1. Cathy Pearl, "Designing Voice User Interfaces: Principles of Conversational Experiences"
2. Michael McTear, Zoraida Callejas, David Griol, "The Conversational Interface: Talking to Smart Devices"
3. Martin Mitrevski, "Developing Conversational Interfaces for iOS: Add Responsive Voice Control"
4. Srinijanthanam, "Hands-On Chatbots and Conversational UI Development: Build chatbots"

Syllabus for Fourth Year of Computer Engineering

IQAC In-charge
 Rajiv Gandhi College of Engineering
 Karjule Harya, Tal. Parner
 Dist. Ahmednagar-414304



#121/128

Principal
 R G COE, Karjule Harya.



Savitribai Phule Pune University, Pune
Fourth Year of Computer Engineering(2019Course)
410257:AuditCourse8
AC8-III: Social Media And Analytics

Prerequisite : Knowledge of Social Media Networking.

Course Objectives:

- Get strategic understanding of Digital Marketing and Social Media Marketing.
- Understand how to use it for branding and sales.
- Understand its advantages & limitations.
- Become familiar with Best Practices, Tools & Technologies.
- Blend digital and social marketing with offline marketing.
- Plan and manage digital marketing budget.
- Manage Reporting & Tracking Metrics.
- Understand the future of Digital Marketing and prepare for it.

Course Outcome:

On completion of the course, learner will be able to–

- CO1: Develop a far deeper understanding of the changing digital land scape.
 CO2: Identify some of the latest digital marketing trends and skill sets needed for today's marketer.
 CO3: Successful planning, prediction, and management of digital marketing campaigns
 CO4: Assess user interfaces using different usability engineering techniques.
 CO5: Implement smart management of different digital assets for marketing needs.
 CO6: Assess digital marketing as a long term career opportunity.

Course Contents:

1. Digital Marketing, History of Digital Marketing, Importance of Digital Marketing, Effective use of Digital Marketing, Effects of wrong Digital Marketing, Digital Marketing to develop brands, Digital Marketing for sales, Digital Marketing for product and service development.
2. Techniques for effective Email Marketing and pitfalls, Various online email marketing platforms such as Campaign Monitor and Mail Chimp, Web content, web usability, navigation and design, Bookmarking and News Aggregators, Really Simple Syndication (RSS), Blogging, Live Chat, User Generated Content (Wikipedia etc), Multi-media - Video (Video Streaming, YouTube etc), Multi-media - Audio & Podcasting (iTunes etc), Multi-media - Photos/Images (Flickr etc), Google Alerts and Giga Alert (Brand, product and service monitoring online), Crowd sourcing, Virtual Worlds.
3. Search Engine Optimization (SEO), Search Engine Optimization (SEO) tips and techniques, Google Adwords, Google various applications such as 'Google Analytics', Maps, Places etc to enhance a brand's products, services and operations.
4. Facebook & LinkedIn and other Social Media for a real marketing, Utilizing Facebook and LinkedIn's Advertising functionality and Applications, Brand reputation management techniques, Systems for 'buzz monitoring' for brands, products and services, Effective Public Relations (PR) online and business development.

References:

1. Vandana Ahuja, "Digital Marketing", Oxford Press, ISBN:9780199455447, 1st Edition.
2. Wiley, Jeanniey, Mullen, David Daniels, David Gilmour, "Email Marketing: An Hour a Day, -ISBN:978-0-470-38673-6, 1st Edition.

Syllabus for Fourth Year of Computer Engineering

IQAC In-charge

Rajiv Gandhi College of Engineering

Karjule Harya, Tal. Pamer

Dist. Ahmednagar-414304



#122/128

Principal
R G COE, Karjule Harya.



Savitribai Phule Pune University
Fourth Year of Engineering (2019 Course)
410257: Audit Course 8
AC8 – IV: MOOC-learn New Skill

This course aims to create awareness among the students regarding various courses available under MOOC and learn new skills through these courses.

Course Objectives:

- To promote interactive user forums to support community interactions among students, professors, and experts
- To promote learn additional skills anytime and anywhere
- To enhance teaching and learning on campus and online

Course Outcomes:

On completion of the course, , students will be able to
 CO1: To acquire additional knowledge and skill.

About Course

MOOCs (Massive Open Online Courses) provide affordable and flexible way to learn new skills, pursue lifelong interests and deliver quality educational experiences at scale. Whether you're interested in learning for yourself, advancing your career or leveraging online courses to educate your workforce, SWAYAM, NPTEL, edx or similar ones can help. World's largest SWAYAM MOOCs, a new paradigm of education for anyone, anywhere, anytime, as per your convenience, aimed to provide digital education free of cost and to facilitate hosting of all the interactive courses prepared by the best more than 1000 specially chosen faculty and teachers in the country. SWAYAM MOOCs enhances active learning for improving lifelong learning skills by providing easy access to global resources.

SWAYAM is a programme initiated by Government of India and designed to achieve the three cardinal principles of Education Policy viz., access, equity and quality. The objective of this effort is to take the best teaching learning resources to all, including the most disadvantaged. SWAYAM seeks to bridge the digital divide for students who have hitherto remained untouched by the digital revolution and have not been able to join the mainstream of the knowledge economy. This is done through an indigenous developed IT platform that facilitates hosting of all the courses, taught in classrooms from 9th class till post-graduation to be accessed by anyone, anywhere at any time. All the courses are interactive, prepared by the best teachers in the country and are available, free of cost to the residents in India. More than 1,000 specially chosen faculty and teachers from across the Country have participated in preparing these courses.

The courses hosted on SWAYAM is generally in 4 quadrants – (1) video lecture, (2) specially prepared reading material that can be downloaded/printed (3) self-assessment tests through tests and quizzes and (4) an online discussion forum for clearing the doubts. Steps have been taken to enrich the learning experience by using audio-video and multi-media and state of the art pedagogy / technology. In order to ensure best quality content are produced and delivered, seven National Coordinators have been appointed: They are NPTEL for engineering and UGC for post-graduation education.

Guidelines:

Instructors are requested to promote students to opt for courses (not opted earlier) with proper mentoring. The departments will take care of providing necessary infrastructural and facilities for the learners.

References:

4. <https://swayam.gov.in/>
5. <https://onlinecourses.nptel.ac.in/>
6. <https://www.edx.org>

Syllabus for Fourth Year of Computer Engineering

IQAC Incharge
 Raju Gandhi College of Engineering
 Karjule Harya, Tal. Parnor
 Dist. Ahmednagar-414304



#123/128

Principal
 R G COE, Karjule Harya.



Savitribai Phule Pune University, Pune
Fourth Year of Computer Engineering
(2019 Course)

410249: Audit Course 8

AC8 – V: Emotional Intelligence

This Emotional Intelligence (EI) training course will focus on the five core competencies of emotional intelligence: self-awareness, self-regulation, motivation, empathy and interpersonal skills. Participants will learn to develop and implement these to enhance their relationships in work and life by increasing their understanding of social and emotional behaviors, and learning how to adapt and manage their responses to particular situations. Various models of emotional intelligence will be covered.

Course Objectives:

- To develop an awareness of EI models
- To recognize the benefits of EI
- To understand how you use emotion to facilitate thought and behavior
- To know and utilize the difference between reaction and considered response

Course Outcomes:

On completion of the course, learner will be able to–

- CO1: Expand your knowledge of emotional patterns in yourself and others
- CO2: Discover how you can manage your emotions, and positively influence yourself and others
- CO3: Build more effective relationships with people at work and at home
- CO4: Positively influence and motivate colleagues, team members, managers
- CO5: Increase the leadership effectiveness by creating an atmosphere that engages others

Course Contents

1. **Introduction to Emotional Intelligence (EI)** : Emotional Intelligence and various EI models, The EQ competencies of self-awareness, self-regulation, motivation, empathy, and interpersonal skills, Understand EQ and its importance in life and the workplace
2. **Know and manage your emotions:** emotions, The different levels of emotional awareness, Increase your emotional knowledge of yourself, Recognize „negative“ and „positive“ emotions. The relationship between emotions, thought and behavior, Discover the importance of values, The impact of not managing and processing „negative“ emotions, Techniques to manage your emotions in challenging situations
3. **Recognize emotions in others** :The universality of emotional expression, Learn tools to enhance your ability to recognize and appropriately respond to others' emotions, Perceiving emotions accurately in others to build empathy
4. **Relate to others:** Applying EI in the workplace, the role of empathy and trust in relationships, Increase your ability to create effective working relationships with others (peers, subordinates, managers, clients, Find out how to deal with conflict, Tools to lead, motivate others and create a high performing team.

Books:

1. Daniel Goleman, “Emotional Intelligence – Why It Matters More Than IQ,” , BantamBooks, ISBN-10: 055338371X ISBN-13: 978-0553383713
2. Steven Stein , “The EQ Edge” , Jossey-Bass, ISBN : 978-0-470-68161-9
3. Drew Bird , “The Leader’s Guide to Emotional Intelligence” , ISBN: 9781535176002

Syllabus for Fourth Year of Computer Engineering

IQAC In-charge
 Rajiv Gandhi College of Engineering
 Karjule Harya, Tal. Pamer
 Dist. Ahmednagar-414304



#124/128

Principal
R G COE, Karjule Harya.

202046 - Audit Course - III

Teaching Scheme	Credits	Examination Scheme
-	-	-

GUIDELINES FOR CONDUCTION OF AUDIT COURSE

Faculty mentor shall be allotted for individual courses and he/she shall monitor the progress for successful accomplishment of the course. Such monitoring is necessary for ensuring that the concept of self learning is being pursued by the students 'in true letter and spirit'.

- If any course through Swayam/ NPTEL/ virtual platform is selected the minimum duration shall be of 8 weeks.
- However if any of the course duration is less than the desired (8 weeks) the mentor shall ensure that other activities in form of assignments, quizzes, group discussion etc. (allied with the course) for the balance duration should be undertaken.

In addition to credits courses, it is mandatory that there should be an audit course (non-credit course) from second year of Engineering. The student will be awarded grade as AP on successful completion of the audit course. The student may opt for any one of the audit courses in each semester. Such audit courses can help the student to get awareness of different issues which make an impact on human lives and enhance their skill sets to improve their employability. List of audit courses offered in the semester is provided in the curriculum. Students can choose one of the audit courses from the list of courses mentioned. Evaluation of the audit course will be done at institute level.

The student registered for audit course shall be awarded the grade AP and shall be included such grade in the Semester grade report for that course, provided student has the minimum attendance as prescribed by the Savitribai Phule Pune University and satisfactory in-semester performance and secured a passing grade in that audit course. No grade points are associated with this 'AP' grade and performance in these courses is not considered in the calculation of the performance indices SGPA and CGPA. Evaluation of the audit course will be done at institute level itself.

Selecting an Audit Course

List of Courses to be opted (Any one) under Audit Course III

- Technical English For Engineers
- Entrepreneurship Development
- Developing soft skills and personality
- Design Thinking
- Foreign Language (preferably German/ Japanese)
- Science, Technology and Society

The titles indicated above are subject to change in time to come and such an alteration (if any) should be brought to the notice of the BoS.

Using NPTEL Platform: (preferable)

NPTEL is an initiative by MHRD to enhance learning effectiveness in the field of technical education by developing curriculum based video courses and web based e-courses. The details of NPTEL courses are available on its official website www.nptel.ac.in

- Students can select any one of the courses mentioned above and has to register for the corresponding online course available on the NPTEL platform as an Audit course.
- Once the course is completed the student can appear for the examination as per the guidelines on the NPTEL portal.
- After clearing the examination successfully; student will be awarded with a certificate.

Assessment of an Audit Course

- The assessment of the course will be done at the institute level. The institute has to maintain the record of the various audit courses opted by the students. The audit course opted by the students could be interdisciplinary.
- During the course students will be submitting the online assignments. A copy of the same can be submitted as a part of term work for the corresponding Audit course.
- On the satisfactory submission of assignments, the institute can mark as "Present" and the student will be awarded the grade AP on the marksheet.

IQAC In-charge
Rajiv Gandhi College of Engineering
Karjule Harya, Tal. Pamer
Dist. Ahmednagar-414304



Principal
R G COE, Karjule Harya.

Assessment of an Audit Course

- The assessment of the course will be done at the institute level. The institute has to maintain the record of the various audit courses opted by the students. The audit course opted by the students could be interdisciplinary.
- During the course students will be submitting the online assignments. A copy of the same can be submitted as a part of term work for the corresponding Audit course.
- On the satisfactory submission of assignments, the institute can mark as "Present" and the student will be awarded the grade AP on the mark-sheet.


IOAC in-charge
Rajiv Gandhi College of Engineering
Karjule Harya, Tal. Pamer
Dist. Ahmednagar-414304



59 | Page


Principal
R G COE, Karjule Harya.

202053 - Audit Course - IV

Teaching Scheme	Credits	Examination Scheme
-	-	-

GUIDELINES FOR CONDUCTION OF AUDIT COURSE

Faculty mentor shall be allotted for individual courses and he/she shall monitor the progress for successful accomplishment of the course. Such monitoring is necessary for ensuring that the concept of self learning is being pursued by the students 'in true letter and spirit'.

- If any course through Swayam/ NPTEL/ virtual platform is selected the minimum duration shall be of 8 weeks.
- However if any of the course duration is less than the desired (8 weeks) the mentor shall ensure that other activities in form of assignments, quizzes, group discussion etc. (allied with the course) for the balance duration should be undertaken.

In addition to credits courses, it is mandatory that there should be an audit course (non-credit course) from second year of Engineering. The student will be awarded grade as AP on successful completion of the audit course. The student may opt for any one of the audit courses in each semester. Such audit courses can help the student to get awareness of different issues which make an impact on human lives and enhance their skill sets to improve their employability. List of audit courses offered in the semester is provided in the curriculum. Students can choose one of the audit courses from the list of courses mentioned. Evaluation of the audit course will be done at institute level.

The student registered for audit course shall be awarded the grade AP and shall be included such grade in the Semester grade report for that course, provided student has the minimum attendance as prescribed by the Savitribai Phule Pune University and satisfactory in-semester performance and secured a passing grade in that audit course. No grade points are associated with this 'AP' grade and performance in these courses is not considered in the calculation of the performance indices SGPA and CGPA. Evaluation of the audit course will be done at institute level itself.

Selecting an Audit Course**List of Courses to be opted (Any one) under Audit Course IV**

- Language & Mind Emotional Intelligence
- Advanced Foreign Language (preferably German/ Japanese)
- Human Behaviour
- Speaking Effectively
- Business Ethics
- Technical writing/ Research writing

The titles indicated above are subject to change in time to come and such an alteration (if any) should be brought to the notice of the BoS.


Using NPTEL Platform: (preferable)

NPTEL is an initiative by MHRD to enhance learning effectiveness in the field of technical education by developing curriculum based video courses and web based e-courses. The details of NPTEL courses are available on its official website www.nptel.ac.in

- Students can select any one of the courses mentioned above and has to register for the corresponding online course available on the NPTEL platform as an Audit course.
- Once the course is completed the student can appear for the examination as per the guidelines on the NPTEL portal.
- After clearing the examination successfully; student will be awarded with a certificate.

Assessment of an Audit Course

- The assessment of the course will be done at the institute level. The institute has to maintain the record of the various audit courses opted by the students. The audit course opted by the students could be interdisciplinary.
- During the course students will be submitting the online assignments. A copy of the same can be submitted as a part of term work for the corresponding Audit course.
- On the satisfactory submission of assignments, the institute can mark as "Present" and the student will be awarded the grade AP on the mark sheet.



202052 - Project Based Learning - II

Teaching Scheme	Credits	Examination Scheme
Practical : 04 Hr./Week	02 Practical : 02	Term Work : 50 Marks

Preamble

Currently, engineering education is undergoing significant structural changes worldwide. The rapidly evolving technological landscape forces educators to constantly reassess the content of engineering curricula in the context of emerging fields and with a multidisciplinary focus. In this process, it is necessary to devise, implement and evaluate innovative pedagogical approaches for the incorporation of these novel subjects into the educational programs without compromising the cultivation of the traditional skills. In this context, the educational community is showing rapidly rising interest in project-based learning approaches.

The mainstream engineering education follows traditional classroom teaching, in which the major focus is mainly on the lecture and the student has very little (if any) choice on the learning process. However rapid development in engineering and technology requires adopting a teaching approach that would assist students not only in developing a core set of industry relevant skills, but also enable them to adapt to changes in their professional career.

Course Objectives

1. To emphasize project based learning activities that are long-term, interdisciplinary and student-centric.
2. To inculcate independent and group learning by solving real world problems with the help of available resources.
3. To be able to develop applications based on the fundamentals of mechanical engineering by possibly applying previously acquired knowledge.
4. To get practical experience in all steps in the life cycle of the development of mechanical systems: specification, design, implementation, and testing.
5. To be able to select and utilize appropriate concepts of mechanical engineering to design and analyze selected mechanical system.

Course Outcomes

On completion of the course, learner will be able to

- CO1. IDENTIFY the real-world problem (possibly of interdisciplinary nature) through a rigorous literature survey and formulate / set relevant aims and objectives.
- CO2. ANALYZE the results and arrive at valid conclusions.
- CO3. PROPOSE a suitable solution based on the fundamentals of mechanical engineering by possibly integration of previously acquired knowledge.
- CO4. CONTRIBUTE to society through proposed solutions by strictly following professional ethics and safety measures.
- CO5. USE of technology in proposed work and demonstrate learning in oral and written form.
- CO6. DEVELOP ability to work as an individual and as a team member.

Group Structure

Working in supervisor/mentor –monitored groups. The students plan, manage and complete a task/project/activity which addresses the stated problem.

1. Create groups of 5 (five) to 6 (six) students in each class
2. A supervisor/mentor teacher is assigned to 3-4 groups or one batch

Project Selection

The project can be selected by undertaking a survey of journal papers, patents or field visit (A problem can be theoretical, practical, social, technical, symbolic, cultural and/or scientific). The problem shall consist of following facets: feasibility of arriving at a solution, analyzing the problem, design and development of the system (hardware or virtual).

There are no commonly shared criteria/ guidelines for what constitutes an acceptable project. Projects vary greatly in the depth of the questions explored, the clarity of the learning goals, the

IQAC In-charge
Rajiv Gandhi College of Engineering
Karjule Harya, Tal. Pamer
Dist. Ahmednagar-414304



Principal
R G COE, Karjule Harya.

302048: Audit Course V

Teaching Scheme	Credits	Examination Scheme
	Non-Credit	

GUIDELINES FOR CONDUCTION OF AUDIT COURSE

Faculty mentor shall be allotted for individual courses and he/she shall monitor the progress for successful accomplishment of the course. Such monitoring is necessary for ensuring that the concept of self-learning is being pursued by the students 'in true letter and spirit'.

- If any course through Swayam/ NPTEL/ virtual platform is selected the minimum duration shall be of 8 weeks.
- However if any of the course duration is less than the desired (8 weeks) the mentor shall ensure that other activities in form of assignments, quizzes, group discussion etc. (allied with the course) for the balance duration should be undertaken.

In addition to credits courses, it is mandatory that there should be an audit course (non-credit course) from third year of Engineering. The student will be awarded grade as AP on successful completion of the audit course. The student may opt for any one of the audit courses in each semester. Such audit courses can help the student to get awareness of different issues which make an impact on human lives and enhance their skill sets to improve their employability. List of audit courses offered in the semester is provided in the curriculum. Students can choose one of the audit courses from the list of courses mentioned. Evaluation of the audit course will be done at institute level.

The student registered for audit course shall be awarded the grade AP and shall be included such grade in the Semester grade report for that course, provided student has the minimum attendance as prescribed by the Savitribai Phule Pune University and satisfactory in-semester performance and secured a passing grade in that audit course. No grade points are associated with this 'AP' grade and performance in these courses is not considered in the calculation of the performance indices SGPA and CGPA. Evaluation of the audit course will be done at institute level itself.

Selecting an Audit Course**List of Courses to be opted (Any one) under Audit Course V**

- Entrepreneurship and IP strategy
- Engineering Economics
- Mangment of Inventory Systems

The titles indicated above are subject to change in time to come and such an alteration (if any) should be brought to the notice of the BOS.

Using NPTEL Platform: (preferable)

NPTEL is an initiative by MHRD to enhance learning effectiveness in the field of technical education by developing curriculum based video courses and web based e-courses. The details of NPTEL courses are available on its official website www.nptel.ac.in

- Students can select any one of the courses mentioned above and has to register for the

corresponding online course available on the NPTEL platform as an Audit course.

- Once the course is completed the student can appear for the examination as per the guidelines on the NPTEL portal.
- After clearing the examination successfully; student will be awarded with a certificate.

Assessment of an Audit Course

- The assessment of the course will be done at the institute level. The institute has to maintain the record of the various audit courses opted by the students. The audit course opted by the students could be interdisciplinary.
- During the course students will be submitting the online assignments. A copy of the same can be submitted as a part of term work for the corresponding Audit course.
- On the satisfactory submission of assignments, the institute can mark as "Present" and the student will be awarded the grade AP on the mark-sheet.



IQAC In-charge
Rajiv Gandhi College of Engineering
Karjule Harya, Tal. Pamer
Dist. Ahmednagar-414304



Principal
R G COE, Karjule Harya.

302052-B: Surface Engineering

Teaching Scheme		Credits		Examination Scheme	
Theory	3Hrs./Week	Theory	3	In-Semester	30 Marks
				End-Semester	70 Marks

Prerequisites: Basic Chemistry, Engineering Materials & Basic Metallurgy concepts

Course Objectives:

1. **DEVELOP** fundamental understanding and role of materials to allow surface selection for mechanical contact surfaces
2. **UNDERSTAND** surface modification and coating method to enhance surface performance
3. **RECOGNIZE** method for testing surface properties

Course Outcomes:

On completion of the course, learner will be able to-

- CO1. **DEFINE** the basic's principle & mechanism of surface degradation.
- CO2. **ANALYSE & SELECT** correct corrosion prevention techniques for a different service condition.
- CO3. **DEMONSTRATE** the role of surface engineering of materials to modify/improve the surface properties.
- CO4. **SELECT** the suitable surface heat treatments to improve the surface properties.
- CO5. **APPLY** the surface modification technique to modify surface properties.
- CO6. **ANALYSE & EVALUTE** various surface coating defects using various testing/characterization method.

Course Contents

Unit 1	Introduction to Surface Engineering and Surface Degradation	08 Hrs.
<p>Introduction to engineering components, surface dependent properties and failures, importance and scope of surface engineering; surface and surface energy; Structure and type of interfaces, surface and related equations; Surface engineering: classification, definition, scope and general principles. Adhesive wear, Abrasive wear, Erosion wear, Polishing wear; Corrosion: definition; Various Forms of Corrosion; Corrosion Triangle, Pilling and Bedworth rule, Formation and growth of films, Concept of Electrode Potential, Concept of Polarization, Electrochemical and galvanic series of metals.</p>		
Unit 2	Corrosion Testing and Prevention methods	07 Hrs.
<p>Corrosion Testing –Introduction of Corrosion Testing by Physical (only weight loss & salt spray method) and Electrochemical Methods such as ASTM standard methods only G-5&A262-A. Corrosion Prevention methods –Metallurgical and Environmental aspects of corrosion, Inhibitors, Internal & External coating, Cathodic & Anodic protection, use of special alloys, Improvement in design/ changes in design to control corrosion.</p>		
Unit 3	Surface Treatment Methods	08 Hrs.
<p>Diffusion: Principles of diffusion, Fick's law, diffusion in solids, Diffusion in liquids; Surface hardening. Carburizing, Carburizing atmosphere and Heat treatment after Case Hardening, Depth of carburization, Case depth measurement, ASTM E1077-01 Depth of carburization, ASTM standard</p>		

IQAC In-charge



G105, G95, Bainite control in case, Drip Feed Carburizing, dimensional changes during case hardening; Nitriding, Carbonitriding, Tufftriding, Nitrocarburising, Plasma Nitriding; Induction Hardening, Flame Hardening, Laser Hardening, Selection of steels for these treatments and their applications.

Unit 4	Advance Surface Modification Techniques	07 Hrs.
---------------	--	----------------

Surface modification processes: ion beam surface treatment; sol-gel coating technology; laser surface alloying. Coating for corrosion resistance: conversion coatings; compound coatings - diamond-like nanocomposites, nitrides, silicides, and carbides. Coating for wear resistance: carbon nitride thin films; sputter deposited nanostructured ceramic coatings; dielectric coatings of Si-C alloy films. Electroless coating.

Unit 5	Surface Coating Techniques	07 Hrs.
---------------	-----------------------------------	----------------

Introduction; importance of coating; types of coating: metal, inorganic, and organic. Processes of metal coatings: electrodeposition; flame spraying; Cold spray coating; cladding; hot dipping; vapor deposition. Processes of inorganic coatings: spraying; diffusion coating; chemical conversion. Processes of organic coatings: surface preparation; priming coat; top coats, Antidust coating, Hardfacing; Coatings for high temperature, Coatings for aerospace and aircrafts.

Unit 6	Surface Evaluation and Characterizations	08 Hrs.
---------------	---	----------------

Coating Defects & remedies: Crawling, cratering & related defects; Flooding, wrinkling, Bubbling and Pin-holing, Overspray and Dry Spray, Blushing, foaming, blistering, checking and cracking, blooming, chalking, embrittlement, orange peel, yellowing etc.

Measurement of coating thickness; porosity and adhesion of surface coating; measurement of residual stress and stability; Surface microscopy and topography by scanning probe microscopy; spectroscopic analysis of modified surfaces; Surface roughness, Atomic force microscopy.

Books and other resources

Text Books:

1. K.G. Budinski, Surface Engineering for Wear Resistances, Prentice Hall, Englewood Cliffs, 1988.
2. M. Ohring, The Materials Science of Thin Films, Academic Press Inc, 2005.
3. Peter Martin, " Introduction to Surface Engineering and Functionally Engineered Materials", John Willey
4. M. G. Fontana - Corrosion Engineering, 3rd Edition, TATA Mc Graw Hill, 2008.
5. J. R. Davis-Surface Engineering for Corrosion and Wear Resistance, ASM International, 2001
6. R. W. Revie & H.H. Uhlig - Corrosion and Corrosion Control, An Introduction to Corrosion Science & Engineering, 4th Edition, Wiley Inter science , 2008.

References Books:

1. Mircea K. Bologa, "Surface Engineering and Applied Electrochemistry", Springer.
2. Devis, J.R., " Surface Engineering for Corrosion & Wear Resistance", 2001 Maney Publicising
3. D.R. Jones - Principals and Prevention of Corrosion, 2nd International Edition, Prentice Hall International Singapore, 1995.
4. L. C. Shreir- Corrosion Volume I & II, Butterworths, London, 1994.
5. ASM Handbook Volume 5: Surface Engineering, ASM International, USA, 1994.

IQAC In-charge
Rajiv Gandhi College of Engineering
Karjule Harya, Tal. Pamer
Dist. Ahmednagar-414304



44 Bipaf
R G COE, Karjule Harya.

Web References:

1. Aqueous Corrosion and Its Control - Course (nptel.ac.in): By Dr. V. S. Raja
2. Corrosion Failures and Analysis - Course (nptel.ac.in): By Dr. KallolMandol
3. Surface Engineering of Nanomaterials - Course (nptel.ac.in): By Prof. Kaushik Pal
4. Fundamentals of Surface Engineering: Mechanisms, Processes and Characterizations - Course (nptel.ac.in) by Prof. D.K. Dwivedi



IQAC in-charge
Rajiv Gandhi College of Engineering
Karjule Harya, Tal. Pamer
Dist. Ahmednagar-414304



Principal
R G COE, 45, Karjule Harya.

Savitribai Phule Pune University
Third Year of Engineering (2019 Course)
310259: Audit Course 6



In addition to credits, it is recommended that there should be audit course, in preferably in each semester starting from second year in order to supplement students' knowledge and skills. Student will be awarded the bachelor's degree if he/she earns specified total credit [1] and clears all the audit courses specified in the curriculum. The student will be awarded grade as AP on successful completion of audit course. The student may opt for one of the audit courses per semester, starting in second year first semester. Though not mandatory, such a selection of the audit courses helps the learner to explore the subject of interest in greater detail resulting in achieving the very objective of audit course's inclusion. List of options offered is provided. Each student has to choose one audit course from the list per semester. Evaluation of audit course will be done at institute level itself. Method of conduction and method of assessment for audit courses are suggested.

Criteria

The student registered for audit course shall be awarded the grade AP (Audit Course Pass) and shall be included such AP grade in the Semester grade report for that course, provided student has the minimum attendance as prescribed by the Savitribai Phule Pune University and satisfactory performance and secured a passing grade in that audit course. No grade points are associated with this 'AP' grade and performance in these courses is not accounted in the calculation of the performance indices SGPA and CGPA. Evaluation of audit course will be done at institute level itself [1]

Guidelines for Conduction and Assessment (Any one or more of following but not limited to):

- | | |
|---|---|
| <ul style="list-style-type: none"> • Lectures/ Guest Lectures • Visits (Social/Field) and reports • Demonstrations | <ul style="list-style-type: none"> • Surveys • Mini-Project • Hands on experience on focused topic |
|---|---|


Course Guidelines for Assessment (Any one or more of following but not limited to):

- Written Test
- Demonstrations/ Practical Test
- Presentations, IPR/Publication and Report

Audit Course 6 Options

Audit Course Code	Audit Course Title
AC6-I	Digital and Social Media Marketing
AC6-II	Sustainable Energy Systems
AC6-III	Leadership and Personality Development
AC6-IV	Foreign Language (one of Japanese/Spanish/French/German). Course contents for Japanese (Module 4) are provided. For other languages institute may design suitably.
AC6-V	MOOC- Learn New Skills

Note: It is permitted to opt one of the audit courses listed at SPPU website too, if not opted earlier.
<http://collegecirculars.unipune.ac.in/sites/documents/Syllabus%202017/Forms/AllItems.aspx>
http://www.unipune.ac.in/university_files/syllabi.htm


 IQAC In-charge

Rajiv Gandhi College of Engineering
 Karjule Harya, Tal. Parmar
 Dist. Ahmednagar-414004



#96/87


 Principal
 R G CCE, Karjule Harya.

4. Demonstration (Poster Presentation, Model Exhibition etc). (10%).
5. Awareness /Consideration of - Environment/ Social /Ethics/ Safety measures/Legal aspects. (5%)
6. Outcome (physical model/prototype/ virtual model/ product development/ assembly & disassembly and analysis of standard mechanism or system, design and development of small applications using Arduino, design of control systems, development of various systems/subsystems of BAJA/SUPRA/Robots/GoKart/ Sunrisers/Hackathon/ application development and similar activities/ System performance and analysis) (40%)
7. Participation in various competitions/ publication/ copyright/ patent) (10%)

Learning Resources

Reference Books / Research Articles

1. John Larmer, John R. Mergendoller, and Suzie Boss, "Setting the Standard for Project Based Learning"
2. John Larmer and Suzie Boss, "Project Based Teaching: How to Create Rigorous and Engaging Learning Experiences"
3. Erin M. Murphy and Ross Cooper, "Hacking Project Based Learning: 10 Easy Steps to PBL and Inquiry"

Web resources

1. <https://www.edutopia.org/project-based-learning>
2. www.howstuffworks.com
3. <https://www.pblworks.org/>
4. www.wikipedia.org



IQAS In-charge

Rajiv Gandhi College of Engineering,
Karjule Harya, Tal. Parner
Dist. Ahmednagar-414004



Principal
R G COE, Karjule Harya.

203152 : Audit Course-III

List of three audit course is provided. Students can choose any one from 203152(A)
203152(B) and 203152(C)

203152 (A) : Solar Thermal System

Teaching Scheme Lectures: 2hrs/week	Credits No credit	Examination Scheme [Marks] Grade: PP/NP Quiz and term paper
--	----------------------	---

Description: The course will introduce the basics of: solar energy, availability, applications, heat transfer as applied to solar thermal systems, various types of solar thermal systems, introduction to manufacturing of the systems, characterization, quality assurance, standards, certification and economics. The following topics may be broadly covered in the classroom. The field visits will be designed for first-hand experience and basic understanding of the system elements.

Course Objective:

- To understand basics and types of solar thermal systems.
- To get knowledge of various types of concentrators.
- To make students aware of different Standards and certification for Concentrator Solar Power.

Course Outcome: Student will be able to

CO1: Differentiate between types of solar Concentrators

CO2: Apply software tool for solar concentrators

CO3: Design different types of Solar collectors and balance of plant

Course Contents:

- Sun, Earth and seasons
- Solar Radiation
- Basics of heat transfer
- Absorption, reflection and transmission of radiation
- Types of Solar thermal systems
- Basic design of different types of systems
- Applications of solar thermal systems and their economics
- Need for solar concentration
- Various types of solar concentrators
- Movement of Sun and tracking
- Control systems for solar tracking
- Concentrating solar thermal (CSP)
- Concentrating solar PV (CPV)
- Balance of plant for CSP
- Critical points in concentrating solar system installation
- Operation and maintenance of CSP
- Typical financial analysis of CSP
- Software tools for concentrating solar power
- Environmental impact assessment
- Standards and certification for CSP
- Basics of solar thermal (STH) systems
- Elements of various STH systems
- Design, materials and manufacturing of
 - Flat plate solar collector
 - Evacuated tube solar collector
 - Parabolic trough collector
 - Dish type solar concentrators
 - Concentrating PV systems
 - Balance of plant
- Manufacturing standards

Syllabus: SE Electrical (2019 Course)

Rajiv Gandhi College of Engineering
Karjule Harya, Tal. Parnar
Dist. Ahmednagar-414304



Principal
R G COE, Karjule Harya

- Quality assurance and standards
- Certification
- Special purpose machines and Automation in manufacturing
- Site assembly and fabrication
- Typical shop layouts
- Inventory management
- Economics of manufacturing

Assignment

- Design of solar thermal system for residential/ commercial building.

References:

1. Trainers Textbook Solar Thermal Systems Module, Ministry of New and Renewable Energy, Government of India
2. Students Workbook for Solar Thermal Systems Module, Ministry of New and Renewable Energy, Government of India



IQAC In-charge

Rajiv Gandhi College of Engineering,
Karjule Harya, Tal. Pamer,
Dist. Ahmednagar-414304

Syllabus: SE Electrical (2019 Course)



Principal₂
R G COE, Karjule Harya.

203153: Audit Course-IV

List of three audit course is provided. Students can choose any one from 203153(A) 203153(B) and 203153(C)

203153(A): Solar Photovoltaic Systems

Teaching Scheme Lectures: 2hrs/week	Credits No credit	Examination Scheme [Marks] Grade: PP/NP Quiz and term paper
--	----------------------	---

Prerequisite: Completion of FE or equivalent

Description: The course will introduce the basics of: solar energy, availability, semiconductors as photovoltaic convertors and solar cells, applications of photovoltaic, various types of solar photovoltaic systems, and introduction to manufacturing of the systems, characterization, quality assurance, standards, certification and economics. The following topics may be broadly covered in the classroom. The practical will be designed for basic understanding of the system elements.

Course Objective:

- To learn Solar PV system and its appliances
- To get knowledge of balance of PV system, batteries, inverters etc.
- To understand grid tied SPV solar plants

Course Outcome: Students will be able to

CO1: design of Solar PV system for small and large installations

CO2: handle software tools for Solar PV systems

Course Contents:

- Physics of photovoltaic (PV) electricity
- Photodiode and solar cell
- Solar radiation spectrum for PV •
- Types of solar cell and comparison
- Introduction to various types of solar module manufacturing
- Basic system design and economics
- Types of systems
- Common applications of solar PV
- Introduction to solar PV (SPV) systems
- SPV appliances
- Small capacity SPV power plants
- Grid tied SPV power plants
- Large scale SPV power plants
- Balance of system
- Solar inverters
- Batteries
- Financial modelling of SPV
- Operation and maintenance of SPV
- Software tools for SPV
- Environmental impact assessment
- Standards and certification for SPV
- Basics of SPV systems
- Elements of SPV appliances and power plants Procurement versus production
- Bought-outs, assemblies, sub-assemblies
- Manufacturing and assembly
- Manufacturing standards
- Quality assurance and standards
- Certification
- Special purpose machines and Automation in manufacturing
- Site assembly and fabrication

Syllabus: SE Electrical (2019 Course)

Rajiv Gandhi College of Engineering
Karjule Harya, Tal. Parnar
Dist. Ahmednagar-414304



Principal 4
R G COE, Karjule Harya.

- Typical shop layouts
- Inventory management
- Economics of manufacturing

Practical:

- PV characterization
- Batteries and energy storage
- PV system design

Assignment

- Design of solar PV system for department / college.

References:

- [1] A.S.Kapur -A Practical Guide for Total Engineering of MW capacity Solar PV Power Project
- [2] Solanki C.S- Solar Photovoltaic Technology and Systems: A Manual for Technicians, Trainers and Engineers- PHI
- [3] Solanki C.S- SolarPhotovoltaics - Fundamentals, Technologies and Applications- PHI
- [4] S. Sukhatme -Solar Energy : Principles of Thermal Collection and Storage- McGraw Hill

Syllabus: SE Electrical (2019 Course)

Rajiv Gandhi College of Engineering
Karjule Harya, Tal. Parner
Dist. Ahmednagar-414304



Principal 4

R G COE, Karjule Harya.

203152: Project Based Learning

Teaching Scheme
Practical : 04 Hrs/ Week

Credits
PR:02

Examination Scheme [Marks]
Term Work: 50 Marks

Preamble: For better learning experience, along with traditional classroom teaching and laboratory learning, project-based learning has been introduced to motivate students to learn by working in a group cooperatively to solve a problem. Project-Based Learning (PBL) is a student-centered and experimental approach to education promoting 'deeper learning' through active exploration of real-world problems and challenges. A central goal of PBL is to facilitate the deeper learning process and support students' acquisition of complex cognitive competencies, e.g., rigorous content knowledge and critical thinking skills. The PBL engages students in the problem definition, design process, contextual understanding, and systems thinking approaches. In the PBL approach, learning based on memorization is de-emphasized and more emphasis is given on understanding and application of engineering design principles. Because of frequent assessments throughout the course, plagiarism can be more easily controlled.

Course Objectives: Objectives of this course are to

1. Impart technical knowledge and skills, and develop deeper understanding to integrate knowledge and skills from various areas.
2. Build critical thinking, problem-solving, communication, collaboration and creativity, and innovation amongst students
3. Make students aware of their own academic, personal, and social developments.
4. Develop habits of self-evaluation and self-criticism, against self-competency and trying to see beyond own ideas and knowledge

Course Outcomes: At the end of this project-based learning, students will be able to

CO1: Identify, formulate, and analyze the simple project problem.

CO2: Apply knowledge of mathematics, basic sciences, and electrical engineering fundamentals to develop solutions for the project.

CO3: Learn to work in teams, and to plan and carry out different tasks that are required during a project.

CO4: Understand their own and their team-mate's strengths and skills.

CO5: Draw information from a variety of sources and be able to filter and summarize the relevant points.

CO6: Communicate to different audiences in oral, visual, and written forms.

Procedure: A group of 4-5 students will be assigned to a faculty member called a mentor. Based on the engineering knowledge of a group and societal and industry problems, the mentor has to guide a group to identify project problems and plan the work schedule. Here, the expected outcomes of the project must be noted. The complete work-plan should be divided in the form of the individual tasks to be accomplished with targets. Weekly review of the completed task should be taken and further guidelines are to be given to a group. The final activity will be presenting the work completed and submitting the report. A group should be promoted to participate in a competition or write a paper.


A problem needs to refer back to a particularly practical, scientific, social, and/or technical domain. The problem should stand as one specific example or manifestation of more general learning outcomes related to knowledge and/or modes of inquiry. There are no commonly shared criteria for what constitutes an acceptable project. Projects vary greatly in the depth of the questions explored, the clarity of the learning goals, the content, and the structure of the activity. It may have

- ✓ A few hands-on activities that may or may not be multidisciplinary.
- ✓ Use of technology in meaningful ways to help them investigate, collaborate, analyze, synthesize, and present their learning.
- ✓ Activities on solving real-life problems, investigation /study, and writing reports of in-depth study, fieldwork.

Assessment:

The department mentor is committed to assess and evaluate both students' performance and course effectiveness. The progress of PBL is monitored regularly every week. During the process

Syllabus: SE Electrical (2019 Course)



of monitoring, continuous assessment and evaluation the individual and team performances are to be measured by supervisor /mentor and authorities.

Students must maintain an institutional culture of authentic collaboration, self-motivation, peer-learning, and personal responsibility. The institution/department should support students in this regard through guidance/orientation programs and the provision of appropriate resources and services. Supervisor/mentor and students must actively participate in the assessment and evaluation processes. Groups may demonstrate their knowledge and skills by developing a solution to the problem, public product, and/or report and/or presentation.

- ✓ Individual assessment for each student (Understanding individual capacity, role, and involvement in the project)
- ✓ Group assessment (roles defined, distribution of work, intra-team communication and togetherness)
- ✓ Documentation and presentation

Evaluation and Continuous Assessment:

It is recommended that all activities are to be recorded in a PBL workbook regularly, regular assessment of work to be done and proper documents are to be maintained at the department level by both students as well as a mentor. Continuous Assessment Sheet (CAS) is to be maintained by all mentors/department. Recommended parameters for assessment, evaluation, and weightage are as follows.

- ✓ Idea Inception (5%)
- ✓ Outcomes of PBL/ Problem Solving Skills/ Solution provided/ Final product (50%) (Individual assessment and team assessment)
- ✓ Documentation (Gathering requirements, design and modeling, implementation/execution, use of technology and final report, other documents) (25%)
- ✓ Demonstration (Presentation, User Interface, Usability, etc.) (10%)
- ✓ Contest Participation/ publication (5%)
- ✓ Awareness /Consideration of -Environment/ Social /Ethics/ Safety measures/Legal aspects (5%)
- ✓ PBL workbook will serve the purpose and facilitate the job of students, mentors, and project coordinator. This workbook will reflect accountability, punctuality, technical writing ability and work flow of the work undertaken

Syllabus: SE Electrical (2019 Course)
IQAC In-Charge

Rajiv Gandhi College of Engineering
Kajule Harya, Tal. Parnar
Dist. Ahmednagar-414304



Principal
R G COE, Kajule Harya.

303147A: Audit Course V: Energy Storage System						
Teaching Scheme			Credits		Examination Scheme	
Theory	02	Hr/Week	TH	00	GRADE	PP/NP
Prerequisite:						
Batteries, Inductor and Capacitor.						
Course Objectives:						
To elaborate various energy storage systems To be familiar with various aspects such as hybridization, selection of storage system.						
Course Outcomes: At the end of this course, student will be able to						
CO1	Explain and differentiate various types of energy storage for suitable applications					
CO2	Understand battery recycling techniques					
Unit 01	Energy Storage Fundamentals					12 hrs
(A) Battery: Energy Density, Power Density, Cycle life, C-rate, State of Charge (SoC), State of Health (SoH), Depth of Discharge (DoD), Characteristic.						
(B) Types of Batteries: Nickel Metal Hydrate, Nickel Cadmium, Lithium ion, Lithium Polymer, Flow Batteries (Vanadium, Zinc, Manganese)						
(C) Super capacitor, Superconducting Magnetic Energy Storage, Compressed Air Energy Storage, Flywheel storage						
(D) Hybridization of energy storage						
Energy storage sizing, Selection of storage as per application						
Unit 02	Recent Trends in Storage					12 hrs
Solid state batteries, Aluminum air and Aluminum ion batteries, Lithium ion Capacitor, Advances in Thermal energy storage systems. Batteries recycling techniques and policies, Case studies.						
Reference Books:						
[R1]	Handbook of Energy Storage: Demand, Technologies, Integration Michael Sterner, Ingo Stadler.					
[R2]	Energy Storage: Fundamentals, Materials and Applications, Robert Huggins.					
Industrial Visit: Manufacturing industry of battery or Capacitor.						

TE Electrical (2019 course)

IQAC In-charge

Rajiv Gandhi College of Engi.
Kanjule Harya, Tal. Parnor,
Dist. Ahmednagar-414304

Principal

R G COE, Kanjule Harya.

303153B: Audit Course VI: Project Management						
Teaching Scheme			Credits		Examination Scheme	
Theory	02	Hr/Week	TH	00	GRADE	PP/NP
Prerequisite:						
Course Objectives: This course aims to						
1. Plan a successful project through project management.						
2. Select the right members of a team for a project.						
Course Outcomes: At the end of this course, student will be able to						
CO1	Elaborate importance of project management and its process.					
CO2	Learn about the role of high performance teams and leadership in project management.					
Unit 01	Basics of Project Management:					12 hrs
Introduction, Need for Project Management, Project Management Knowledge Areas and Processes, The Project Life Cycle, The Project Manager (PM), Phases of Project Management Life Cycle, Project Management Processes, Impact of Delays in Project Completions, Essentials of Project Management Philosophy, Project Management Principles						
Unit 02	Project Identification, Selection, planning:					12 hrs
Project Identification, Selection Introduction, Project Identification Process, Project Initiation, Pr-Feasibility Study, Feasibility Studies, Project Break-even point Project Planning: Introduction, Project Planning, Need of Project Planning, Project Life Cycle, Roles, Responsibility and Team Work, Project Planning Process, Work Breakdown Structure (WBS)						
Test Books:						
[T1]	Project Management: A Systems Approach to Planning, Scheduling, and Controlling by Harold Kerzner.					
[T2]	Guide to Project Management: Getting it right and achieving lasting benefits by Paul Roberts.					
Online Resources:						
[O1]	https://www.coursera.org/learn/project-planning?specialization=project-management					
[O2]	Project management for managers By Prof. Mukesh Kumar Barua, IIT Roorkee https://onlinecourses.nptel.ac.in/noc20_mg48/preview					



TE Electrical (2019 course)

In-charge

Rajiv Gandhi College of Eng.
Karjule Harya, Tal. Parnor
Dist. Ahmednagar-414304




Principal

R G COE, Karjule Harya.